



# Trans Madeira - Day 5

Juni 09, 2018

## OVERALL RESULTS - PROVISIONAL

### MEN

| Pos  | No. | Name               | Team  | E1 Pos              | E2 Pos              | E3 Pos              | E4 Pos              | E5 Pos              | Total     |
|------|-----|--------------------|---|---------------------|---------------------|---------------------|---------------------|---------------------|-----------|
| 1st  | 5   | Emanuel Pombo      |    | 27:44.23 (3)        | 23:14.92 (3)        | 18:25.38 (4)        | <u>33:08.50 (1)</u> | <u>14:32.13 (1)</u> | 117:05.16 |
| 2nd  | 1   | Jerome Clementz    |    | <u>27:23.35 (1)</u> | <u>22:49.53 (1)</u> | <u>18:03.66 (1)</u> | 34:00.01 (3)        | 15:06.22 (3)        | 117:22.77 |
| 3rd  | 4   | Josh Bryceland     |    | 27:36.41 (2)        | 22:51.58 (2)        | 18:03.77 (2)        | 33:58.47 (2)        | 15:09.13 (4)        | 117:39.36 |
| 4th  | 3   | Steve Peat         |    | 28:06.02 (4)        | 23:21.87 (4)        | 18:21.16 (3)        | 34:46.75 (5)        | 14:53.95 (2)        | 119:29.75 |
| 5th  | 7   | Joe Connell        |    | 28:39.01 (6)        | 23:49.66 (5)        | 18:41.04 (6)        | 34:36.08 (4)        | 15:22.96 (6)        | 121:08.75 |
| 6th  | 9   | Josh Lewis         |    | 28:42.38 (8)        | 24:12.56 (8)        | 18:39.91 (5)        | 35:05.21 (6)        | 15:41.80 (8)        | 122:21.86 |
| 7th  | 6   | Ludo May           |    | 28:41.19 (7)        | 23:49.91 (6)        | 19:11.48 (7)        | 35:45.92 (8)        | 16:03.92 (10)       | 123:32.42 |
| 8th  | 25  | Silvan Marfurt     |    | 28:22.24 (5)        | 24:14.71 (9)        | 19:18.50 (8)        | 36:25.95 (10)       | 15:40.05 (7)        | 124:01.45 |
| 9th  | 30  | Paul van der Ploeg |    | 29:09.40 (9)        | 24:08.55 (7)        | 19:26.23 (10)       | 36:03.71 (9)        | 15:46.17 (9)        | 124:34.06 |
| 10th | 2   | Yoann Barelli      |    | 30:35.58 (12)       | 25:06.01 (11)       | 19:21.07 (9)        | 35:28.96 (7)        | 15:15.07 (5)        | 125:46.69 |
| 11th | 10  | Wolfgang Eysholdt  |    | 29:19.76 (10)       | 25:05.11 (10)       | 19:48.61 (11)       | 36:38.36 (11)       | 16:14.88 (12)       | 127:06.72 |
| 12th | 21  | Dylan Prohm        |    | 31:41.63 (14)       | 26:04.14 (12)       | 20:17.85 (13)       | 37:31.64 (14)       | 16:12.12 (11)       | 131:47.38 |
| 13th | 27  | James Porter       |    | 30:26.40 (11)       | 26:13.91 (13)       | 20:38.28 (14)       | 37:24.84 (13)       | 17:50.17 (17)       | 132:33.60 |
| 14th | 29  | Anders Kronborg    |    | 31:37.55 (13)       | 26:48.15 (14)       | 21:33.34 (16)       | 39:10.09 (16)       | 17:38.30 (16)       | 136:47.43 |
| 15th | 14  | Gregor Sinn        |    | 33:12.77 (15)       | 27:30.52 (15)       | 22:01.60 (18)       | 39:06.36 (15)       | 17:17.76 (14)       | 139:09.01 |
| 16th | 19  | Zach Peters        |    | 33:26.40 (16)       | 28:15.78 (18)       | 21:41.15 (17)       | 39:21.68 (17)       | 17:50.93 (18)       | 140:35.94 |
| 17th | 11  | Alex Chamberlin    |    | 33:47.25 (17)       | 27:46.92 (16)       | 21:10.05 (15)       | 41:05.69 (18)       | 17:34.77 (15)       | 141:24.68 |
| 18th | 20  | Campbell Stannard  |    | 34:37.14 (19)       | 28:13.47 (17)       | 22:18.97 (19)       | 42:12.25 (19)       | 19:25.92 (19)       | 146:47.75 |
| 19th | 15  | Jono Cook          |    | 34:36.40 (18)       | 28:24.96 (19)       | 24:19.47 (21)       | 42:19.83 (20)       | 20:41.47 (23)       | 150:22.13 |
| 20th | 24  | Stefan Burger      |    | 38:07.94 (21)       | 31:41.83 (21)       | 25:24.14 (22)       | 45:35.86 (22)       | 21:13.18 (24)       | 162:02.95 |
| 21st | 18  | Killian Dietrich   |    | 39:37.15 (22)       | 31:00.40 (20)       | 29:43.42 (25)       | 47:25.83 (24)       | 20:25.16 (21)       | 168:11.96 |
| 22nd | 23  | Pascal Richner     |    | 41:31.51 (24)       | 33:01.76 (23)       | 26:05.33 (23)       | 47:00.42 (23)       | 20:40.90 (22)       | 168:19.92 |
| 23rd | 13  | Julian Eitner      |    | 37:48.74 (20)       | 51:08.62 (26)       | 24:08.04 (20)       | 45:12.09 (21)       | 20:10.90 (20)       | 178:28.39 |
| 24th | 26  | Roman Wiederkehr   |   | 40:36.32 (23)       | 32:41.26 (22)       | 26:07.00 (24)       | 77:58.07 (26)       | 22:49.72 (25)       | 200:12.37 |
| 25th | 16  | Adam Bedford       |  | 55:49.15 (26)       | 46:25.85 (25)       | 43:22.33 (27)       | 54:50.29 (25)       | 26:07.85 (26)       | 226:35.47 |
|      | 8   | Olly Wilkins       |  | -                   | -                   | 20:05.10 (12)       | 37:12.24 (12)       | 16:42.75 (13)       | -         |
|      | 17  | Tobias Sennhauser  |  | 42:17.31 (25)       | 33:50.14 (24)       | 39:46.72 (26)       | DNF                 | -                   | -         |
|      | 12  | Adam Thomas        |  | 98:43.63 (27)       | -                   | -                   | -                   | -                   | -         |

# Trans Madeira - Day 5

Juni 09, 2018

## OVERALL RESULTS - PROVISIONAL

### MEN30






| Pos  | No. | Name                    | Team  | E1 Pos              | E2 Pos              | E3 Pos              | E4 Pos              | E5 Pos              | Total     |
|------|-----|-------------------------|---|---------------------|---------------------|---------------------|---------------------|---------------------|-----------|
| 1st  | 44  | Daniel Prielke          |    | 30:43.43 (2)        | <u>24:50.44 (1)</u> | <u>19:20.36 (1)</u> | 37:06.89 (2)        | <u>15:59.01 (1)</u> | 128:00.13 |
| 2nd  | 39  | Andreas Ziegler         |    | <u>30:29.05 (1)</u> | 25:54.84 (4)        | 21:04.70 (5)        | <u>36:34.37 (1)</u> | 16:35.01 (4)        | 130:37.97 |
| 3rd  | 41  | Noel Bolso              |    | 30:43.76 (3)        | 25:54.14 (3)        | 19:55.10 (2)        | 38:15.73 (4)        | 16:33.31 (3)        | 131:22.04 |
| 4th  | 76  | Leo Kokkonen            |    | 32:41.29 (9)        | 25:33.00 (2)        | 20:05.73 (3)        | 37:06.99 (3)        | 16:29.37 (2)        | 131:56.38 |
| 5th  | 75  | Simon Herrmann          |    | 32:11.33 (7)        | 27:06.46 (8)        | 21:01.84 (4)        | 39:50.26 (5)        | 17:09.29 (5)        | 137:19.18 |
| 6th  | 47  | Erik Skovgaard Knudsen  |    | 32:01.32 (5)        | 27:28.61 (9)        | 21:30.00 (7)        | 39:53.73 (6)        | 17:25.13 (6)        | 138:18.79 |
| 7th  | 43  | Javier Chavez           |    | 32:58.09 (10)       | 26:20.96 (5)        | 21:08.42 (6)        | 41:19.73 (12)       | 17:37.64 (7)        | 139:24.84 |
| 8th  | 38  | Roland Audenrieth       |    | 32:03.20 (6)        | 27:34.99 (10)       | 22:34.64 (11)       | 40:09.71 (7)        | 19:38.15 (17)       | 142:00.69 |
| 9th  | 53  | Marcel Berbalk          |    | 35:04.65 (13)       | 29:13.26 (17)       | 22:35.94 (12)       | 40:52.94 (10)       | 18:19.73 (10)       | 146:06.52 |
| 10th | 52  | Filippo Trabucco        |    | 35:13.74 (14)       | 28:16.02 (12)       | 22:52.36 (14)       | 41:53.12 (13)       | 18:23.69 (12)       | 146:38.93 |
| 11th | 70  | Berthomier Manuel       |    | 34:02.75 (12)       | 28:43.76 (15)       | 25:28.76 (21)       | 41:04.87 (11)       | 17:46.68 (8)        | 147:06.82 |
| 12th | 57  | Flo Koefer              |    | 33:59.67 (11)       | 27:58.76 (11)       | 22:22.85 (10)       | 43:59.70 (19)       | 19:14.37 (15)       | 147:35.35 |
| 13th | 66  | Antti Käsälä            |    | 42:08.53 (26)       | 28:34.08 (13)       | 22:07.25 (9)        | 40:34.89 (9)        | 17:58.39 (9)        | 151:23.14 |
| 14th | 37  | Jerome Hoffmann         |    | 36:00.19 (17)       | 30:07.62 (20)       | 23:04.16 (16)       | 43:23.17 (17)       | 19:28.81 (16)       | 152:03.95 |
| 15th | 67  | Schärer Pirmin          |    | 35:41.68 (16)       | 29:55.37 (19)       | 25:53.26 (22)       | 44:36.31 (22)       | 20:01.93 (19)       | 156:08.55 |
| 16th | 50  | Zbynek Kugler           |    | 43:33.81 (30)       | 29:42.63 (18)       | 23:03.86 (15)       | 42:06.06 (15)       | 18:45.33 (13)       | 157:11.69 |
| 17th | 45  | Klaas Vanmoortel        |   | 38:24.38 (20)       | 31:16.64 (23)       | 23:59.55 (18)       | 44:09.11 (20)       | 20:48.95 (23)       | 158:38.63 |
| 18th | 60  | Jan Mateju              |    | 38:23.77 (19)       | 31:28.92 (25)       | 25:16.51 (20)       | 44:30.58 (21)       | 19:57.58 (18)       | 159:37.36 |
| 19th | 65  | Fabian Jonsbo           |    | 40:28.87 (24)       | 31:28.56 (24)       | 23:32.87 (17)       | 45:11.21 (24)       | 20:44.07 (22)       | 161:25.58 |
| 20th | 42  | Alexander Künzi         |    | 51:09.01 (35)       | 28:39.33 (14)       | 22:50.49 (13)       | 42:00.34 (14)       | 18:23.21 (11)       | 163:02.38 |
| 21st | 34  | Jaime Fernández Mercadé |    | 42:54.23 (28)       | 30:49.54 (22)       | 24:46.88 (19)       | 43:26.65 (18)       | 21:29.14 (26)       | 163:26.44 |
| 22nd | 40  | Lukas Dambach           |    | 39:02.28 (21)       | 30:39.53 (21)       | 28:06.16 (28)       | 46:08.97 (25)       | 20:24.06 (20)       | 164:21.00 |
| 23rd | 59  | Andre Cachado           |    | 40:04.60 (23)       | 33:29.52 (28)       | 26:09.12 (24)       | 46:49.16 (26)       | 20:36.42 (21)       | 167:08.82 |
| 24th | 56  | Simon Schmidt Thorius   |    | 43:00.60 (29)       | 32:08.08 (26)       | 26:02.79 (23)       | 44:49.23 (23)       | 21:22.14 (25)       | 167:22.84 |
| 25th | 36  | Ryan Stimac             |    | 35:27.72 (15)       | 29:08.70 (16)       | 43:05.84 (40)       | 43:03.34 (16)       | 18:48.58 (14)       | 169:34.18 |
| 26th | 62  | Tom Janas               |    | 40:39.97 (25)       | 33:34.87 (29)       | 26:36.12 (25)       | 47:04.18 (27)       | 21:51.37 (27)       | 169:46.51 |
| 27th | 46  | Samuel Diaz Zorrilla    |    | 39:46.77 (22)       | 35:09.25 (33)       | 28:35.42 (30)       | 48:35.87 (29)       | 22:27.91 (28)       | 174:35.22 |
| 28th | 49  | Julian Christophe       |   | 46:51.38 (33)       | 35:06.02 (32)       | 27:13.76 (26)       | 49:16.49 (30)       | 20:50.64 (24)       | 179:18.29 |
| 29th | 58  | Giordano De Vecchi      |  | 52:03.64 (37)       | 34:24.72 (31)       | 27:47.39 (27)       | 48:31.04 (28)       | 22:40.55 (29)       | 185:27.34 |
| 30th | 51  | Carlos Ramos            |  | 45:35.05 (32)       | 39:49.56 (35)       | 33:07.59 (32)       | 53:05.36 (32)       | 25:15.55 (34)       | 196:53.11 |
| 31st | 63  | Anders Mjøen            |  | 37:33.63 (18)       | 32:49.07 (27)       | 41:17.33 (38)       | 61:37.17 (39)       | 24:03.43 (31)       | 197:20.63 |
| 32nd | 69  | Diego Sandini da Silva  |  | 52:21.83 (38)       | 42:37.95 (38)       | 31:43.71 (31)       | 55:13.42 (34)       | 24:50.43 (32)       | 206:47.34 |
| 33rd | 32  | Oliver Horn             |  | 52:37.88 (39)       | 41:30.44 (37)       | 34:30.25 (35)       | 55:11.08 (33)       | 25:00.22 (33)       | 208:49.87 |
| 34th | 64  | Torleif Storaas         |  | 53:04.05 (40)       | 39:47.32 (34)       | 33:21.36 (33)       | 59:00.11 (38)       | 26:50.08 (36)       | 212:02.92 |
| 35th | 72  | Cristian Voina          |  | 51:42.80 (36)       | 42:44.66 (39)       | 38:30.61 (37)       | 55:31.09 (35)       | 25:29.86 (35)       | 213:59.02 |
| 36th | 68  | Pete Cornes             |  | 54:25.30 (41)       | 40:26.61 (36)       | 36:50.74 (36)       | 57:49.96 (36)       | 28:07.17 (37)       | 217:39.78 |
| 37th | 71  | Erik Kolb               |  | 57:37.69 (42)       | 60:57.70 (40)       | 42:19.36 (39)       | 65:08.56 (40)       | 36:34.17 (38)       | 262:37.48 |
|      | 73  | Paul Appleby            |  | 42:52.39 (27)       | DNF                 | -                   | -                   | 23:26.67 (30)       | -         |

# Trans Madeira - Day 5

Juni 09, 2018

## OVERALL RESULTS - PROVISIONAL

### MEN30

| Pos | No. | Name             | Team  | E1 Pos        | E2 Pos        | E3 Pos        | E4 Pos        | E5 Pos | Total |
|-----|-----|------------------|---|---------------|---------------|---------------|---------------|--------|-------|
| 35  |     | Chris Edwards    |  | 32:34.78 (8)  | 26:59.28 (7)  | 21:50.88 (8)  | 40:31.52 (8)  | DNF    | -     |
| 74  |     | Dominik Hauser   |  | 44:13.00 (31) | 33:38.86 (30) | 28:29.29 (29) | 49:45.78 (31) | -      | -     |
| 48  |     | Nick Jankovits   |  | 59:27.31 (43) | 66:51.64 (42) | 33:59.66 (34) | 58:33.55 (37) | -      | -     |
| 61  |     | Mahir Kurbegovic |  | 49:04.90 (34) | 62:15.11 (41) | DNF           | -             | -      | -     |
| 33  |     | Ben Dart         |  | 31:36.84 (4)  | 26:46.44 (6)  | -             | -             | -      | -     |

# Trans Madeira - Day 5

Juni 09, 2018

## OVERALL RESULTS - PROVISIONAL

### MEN40





| Pos  | No. | Name                      | Team | E1 Pos              | E2 Pos              | E3 Pos              | E4 Pos              | E5 Pos              | Total     |
|------|-----|---------------------------|------|---------------------|---------------------|---------------------|---------------------|---------------------|-----------|
| 1st  | 94  | Cri Maierhofer            |      | 32:09.66 (3)        | <u>26:22.78 (1)</u> | 21:03.43 (4)        | <u>37:53.18 (1)</u> | <u>16:56.40 (1)</u> | 134:25.45 |
| 2nd  | 107 | Scott Stephenson          |      | 32:06.78 (2)        | 26:32.05 (2)        | <u>20:24.82 (1)</u> | 38:10.34 (2)        | 18:25.70 (8)        | 135:39.69 |
| 3rd  | 79  | Aidan Bishop              |      | <u>32:00.48 (1)</u> | 27:59.32 (7)        | 21:01.49 (2)        | 38:16.77 (3)        | 17:00.96 (2)        | 136:19.02 |
| 4th  | 95  | Michael Kay               |      | 32:17.69 (5)        | 26:59.85 (3)        | 21:01.62 (3)        | 39:30.61 (4)        | 17:18.11 (3)        | 137:07.88 |
| 5th  | 112 | Beat Kuenzli              |      | 32:27.85 (6)        | 27:29.08 (4)        | 21:35.89 (6)        | 40:08.78 (5)        | 18:05.64 (7)        | 139:47.24 |
| 6th  | 81  | Koch Stephan              |      | 32:12.39 (4)        | 27:38.73 (5)        | 21:33.27 (5)        | 40:52.91 (10)       | 17:46.26 (5)        | 140:03.56 |
| 7th  | 90  | Emanuele Tarabini         |      | 33:28.34 (8)        | 28:15.24 (8)        | 22:08.39 (9)        | 40:27.56 (6)        | 17:36.20 (4)        | 141:55.73 |
| 8th  | 97  | Igor Mai                  |      | 32:35.29 (7)        | 28:24.19 (9)        | 21:41.23 (7)        | 40:52.33 (9)        | 18:36.56 (9)        | 142:09.60 |
| 9th  | 89  | Esben Hauerbach Kronborg  |      | 34:19.82 (9)        | 27:54.47 (6)        | 21:58.22 (8)        | 40:51.27 (8)        | 18:02.28 (6)        | 143:06.06 |
| 10th | 104 | Martyn Hoyle              |      | 36:08.43 (13)       | 29:26.67 (11)       | 23:54.38 (14)       | 40:47.09 (7)        | 19:08.11 (10)       | 149:24.68 |
| 11th | 82  | Jakub Dvorak              |      | 36:16.96 (14)       | 30:19.11 (14)       | 22:53.18 (10)       | 42:32.45 (11)       | 19:17.45 (11)       | 151:19.15 |
| 12th | 80  | Othmar Kuenzli            |      | 35:23.85 (11)       | 29:40.79 (12)       | 23:32.88 (12)       | 43:06.19 (12)       | 19:44.07 (13)       | 151:27.78 |
| 13th | 86  | Regis Pfeiffer            |      | 35:37.36 (12)       | 29:59.49 (13)       | 23:28.10 (11)       | 43:49.19 (13)       | 19:42.21 (12)       | 152:36.35 |
| 14th | 78  | Marco Carrer              |      | 36:58.52 (16)       | 30:48.06 (16)       | 24:05.13 (16)       | 44:30.79 (14)       | 20:17.50 (16)       | 156:40.00 |
| 15th | 109 | Dave Freeman              |      | 37:11.34 (17)       | 31:23.79 (17)       | 24:42.89 (17)       | 45:17.39 (16)       | 20:38.32 (17)       | 159:13.73 |
| 16th | 111 | Ralph Bossi               |      | 37:17.37 (18)       | 30:38.68 (15)       | 23:58.03 (15)       | 47:03.93 (20)       | 21:17.25 (19)       | 160:15.26 |
| 17th | 91  | Tony Salter               |      | 38:25.87 (20)       | 32:41.22 (20)       | 25:26.89 (18)       | 45:44.99 (17)       | 19:54.61 (14)       | 162:13.58 |
| 18th | 92  | Matt Morris               |      | 38:09.88 (19)       | 32:40.31 (19)       | 25:27.58 (19)       | 45:52.38 (18)       | 20:09.31 (15)       | 162:19.46 |
| 19th | 100 | Christian Stabell Eriksen |      | 44:50.83 (28)       | 34:19.76 (22)       | 26:40.99 (21)       | 47:18.06 (21)       | 22:13.10 (22)       | 175:22.74 |
| 20th | 113 | Carl Nielsen              |      | 42:56.24 (25)       | 35:42.79 (25)       | 27:33.32 (22)       | 50:12.42 (25)       | 22:26.62 (23)       | 178:51.39 |
| 21st | 93  | Martin Dietrich           |      | 43:36.37 (27)       | 34:49.90 (23)       | 30:59.06 (27)       | 48:55.32 (23)       | 21:54.01 (20)       | 180:14.66 |
| 22nd | 105 | Haldemann Marcel          |      | 42:19.05 (24)       | 37:08.16 (28)       | 28:26.15 (23)       | 50:56.02 (27)       | 22:51.79 (24)       | 181:41.17 |
| 23rd | 88  | Anthony Jordan            |      | 41:24.83 (22)       | 35:48.95 (26)       | 29:20.45 (24)       | 50:46.88 (26)       | 30:59.88 (33)       | 188:20.99 |
| 24th | 102 | Tony Lowe                 |      | 51:59.92 (30)       | 36:38.30 (27)       | 30:36.47 (25)       | 47:54.47 (22)       | 22:06.05 (21)       | 189:15.21 |
| 25th | 103 | Ben Lowe                  |      | 43:18.92 (26)       | 37:52.16 (29)       | 32:06.57 (28)       | 52:18.26 (29)       | 23:50.55 (26)       | 189:26.46 |
| 26th | 98  | Ole Kristian Silseth      |      | 41:26.23 (23)       | 33:34.15 (21)       | 42:30.62 (32)       | 49:27.04 (24)       | 22:56.01 (25)       | 189:54.05 |
| 27th | 85  | Robert Howells            |      | 54:07.72 (32)       | 40:25.63 (30)       | 30:54.88 (26)       | 51:47.07 (28)       | 23:56.92 (27)       | 201:12.22 |
| 28th | 96  | Rainer Kasel              |      | 50:43.04 (29)       | 41:28.01 (31)       | 38:01.02 (30)       | 56:57.54 (30)       | 28:44.88 (30)       | 215:54.49 |
| 29th | 87  | Wallison Lima             |      | 53:35.81 (31)       | 43:56.81 (32)       | 43:33.80 (33)       | 57:54.82 (31)       | 26:26.99 (29)       | 225:28.23 |
| 30th | 99  | Andrew Runciman           |      | 74:30.16 (34)       | 49:37.02 (34)       | 37:41.42 (29)       | 59:29.05 (32)       | 29:01.29 (31)       | 250:18.94 |
| 31st | 106 | Röthlisberger Andreas     |      | 63:39.29 (33)       | 48:21.36 (33)       | 42:07.00 (31)       | 70:25.16 (33)       | 30:13.01 (32)       | 254:45.82 |
|      | 108 | Max Sacchi                |      | 40:02.78 (21)       | 35:37.33 (24)       | -                   | -                   | 24:07.82 (28)       | -         |
|      | 114 | Gary Keenahan             |      | DNF                 | 32:18.02 (18)       | 26:15.79 (20)       | 46:18.05 (19)       | 21:15.23 (18)       | -         |
|      | 110 | Gary Hunter               |      | 34:36.00 (10)       | 29:08.43 (10)       | 23:50.15 (13)       | 44:41.42 (15)       | -                   | -         |
|      | 84  | Roland Czuday             |      | 36:31.37 (15)       | -                   | -                   | -                   | -                   | -         |
|      | 77  | Christian Ochsenkühn      |      | DNF                 | -                   | -                   | -                   | -                   | -         |

# Trans Madeira - Day 5

Juni 09, 2018

## OVERALL RESULTS - PROVISIONAL

### WOMEN

| Pos | No.   | Name                 | Team  | E1 Pos              | E2 Pos              | E3 Pos              | E4 Pos              | E5 Pos              | Total     |
|-----|-------|----------------------|---|---------------------|---------------------|---------------------|---------------------|---------------------|-----------|
| 1st | 10001 | Ines Thoma           |  | <u>31:00.35 (1)</u> | <u>26:13.79 (1)</u> | <u>20:57.91 (1)</u> | <u>38:44.17 (1)</u> | <u>17:20.46 (1)</u> | 134:16.68 |
| 2nd | 10003 | Mette Marie Kronborg |  | 35:53.14 (2)        | 31:26.47 (2)        | 26:24.49 (2)        | 44:20.06 (2)        | 19:37.48 (2)        | 157:41.64 |
| 3rd | 10005 | Eva Carrer           |  | 45:42.24 (4)        | 35:23.73 (3)        | 29:02.27 (3)        | 51:28.00 (3)        | 23:30.04 (4)        | 185:06.28 |
| 4th | 10004 | Maria Krüger         |  | 45:40.32 (3)        | 38:13.85 (4)        | 34:21.87 (5)        | 52:51.52 (4)        | 22:31.30 (3)        | 193:38.86 |
| 5th | 10002 | Inne Gantois         |   | 47:47.44 (5)        | 39:04.72 (5)        | 33:07.75 (4)        | 53:37.37 (5)        | 25:01.25 (5)        | 198:38.53 |