

# Black Hole Enduro Petzen/Jamnica

Petzen - Jamnica, Austria/Slovenia

June 30 - July 1, 2018



## RESULTS OVERALL

Pos	Plate	Name Team	Nat EWS number	Stage 1 Stage 5	Pos	Stage 2 Stage 6	Pos	Stage 3	Pos	Stage 4	Pos	Penalties	Time	Gap
<b>MEN</b>														
1	1	HILL Sam Chain Reaction Cycles Mavic	 AUS.1985.21775	0:07:17.85 0:03:53.97	6	0:07:50.27 0:13:56.67	1	0:13:09.98	1	0:06:46.93	2		<b>0:52:55.67</b>	
2	6	MAES Martin GT Factory Racing	 BEL.1997.21636	0:07:11.66 0:03:52.70	1	0:07:57.06 0:14:05.61	2	0:13:19.22	5	0:06:40.00	1		<b>0:53:06.25</b>	+0:00:10.58
3	11	WALLNER Robin Ibis Cycles Enduro Race Team	 SWE.1988.21594	0:07:24.64 0:04:07.07	11	0:07:57.85 0:14:10.69	3	0:13:18.78	4	0:06:57.19	12		<b>0:53:56.22</b>	+0:01:00.55
4	31	CUNNINGHAM Ruaridh Trek Factory Racing	 GBR.1989.21679	0:07:28.39 0:03:56.30	19	0:08:03.21 0:14:33.14	4	0:13:35.83	7	0:06:47.18	3		<b>0:54:24.05</b>	+0:01:28.38
5	91	PERSAK Vid SLO.1996.22810	 SLO.1996.22810	0:07:29.96 0:04:01.06	22	0:08:15.71 0:14:42.85	12	0:13:10.67	3	0:06:47.39	4		<b>0:54:27.64</b>	+0:01:31.97
6	5	OTON Damien Unior Devinci Factory Racing	 FRA.1987.21728	0:07:12.93 0:04:04.53	2	0:08:08.63 0:14:38.14	6	0:13:35.60	6	0:06:50.19	6		<b>0:54:30.02</b>	+0:01:34.35
7	29	MASTERS Eddie NZL.1989.22590	 NZL.1989.22590	0:07:22.13 0:04:02.88	10	0:08:07.80 0:15:02.15	5	0:13:10.38	2	0:06:48.14	5		<b>0:54:33.48</b>	+0:01:37.81
8	7	NICOLAI Florian Canyon Factory Enduro Team	 FRA.1993.21749	0:07:13.95 0:04:03.75	3	0:08:12.62 0:14:49.00	10	0:13:37.52	9	0:07:01.46	17		<b>0:54:58.30</b>	+0:02:02.63
9	13	LAPEYRIE Thomas Orbea Enduro Team	 FRA.1990.21601	0:07:16.47 0:04:13.74	4	0:08:19.63 0:14:42.10	14	0:13:36.97	8	0:06:59.82	13		<b>0:55:08.73</b>	+0:02:13.06
10	12	MELAMED Jesse Rocky Mountain Enduro Team	 CAN.1992.21596	0:07:20.72 0:04:04.95	7	0:08:11.73 0:14:47.69	9	0:13:54.43	17	0:07:04.10	23		<b>0:55:23.62</b>	+0:02:27.95
11	22	DENIAUD Youn FRA.1996.22994	 FRA.1996.22994	0:07:17.12 0:04:02.53	5	0:08:30.52 0:14:30.24	27	0:14:13.20	34	0:06:50.38	7		<b>0:55:23.99</b>	+0:02:28.32
12	3	CALLAGHAN Greg Cube Action Team	 IRL.1991.21827	0:07:30.36 0:04:08.34	23	0:08:37.65 0:14:40.47	42	0:13:42.96	10	0:07:03.79	21		<b>0:55:43.57</b>	+0:02:47.90
13	32	SERVANT Camille FRA.1994.22691	 FRA.1994.22691	0:07:24.66 0:04:14.77	12	0:08:17.33 0:14:57.31	13	0:13:52.97	16	0:07:00.03	14		<b>0:55:47.07</b>	+0:02:51.40
14	9	SCOTT Mark Santa Cruz	 GBR.1993.21714	0:07:29.46 0:04:10.62	21	0:08:26.52 0:14:45.87	21	0:13:51.07	13	0:07:10.24	38		<b>0:55:53.78</b>	+0:02:58.11
15	17	OSBORNE Marco Cannondale	 USA.1992.21762	0:07:35.26 0:04:09.19	31	0:08:25.54 0:14:40.64	18	0:14:01.20	22	0:07:03.13	20		<b>0:55:54.96</b>	+0:02:59.29
16	21	TORDO Dimitri Canyon Factory Enduro Team	 FRA.1993.21764	0:07:36.00 0:04:05.07	34	0:08:31.10 0:15:04.35	29	0:13:44.68	11	0:06:57.02	11		<b>0:55:58.22</b>	+0:03:02.55

# Black Hole Enduro Petzen/Jamnica

Petzen - Jamnica, Austria/Slovenia

June 30 - July 1, 2018



## RESULTS OVERALL

Pos	Plate	Name Team	Nat EWS number	Stage 1 Stage 5	Pos	Stage 2 Stage 6	Pos	Stage 3 Pos	Pos	Stage 4	Pos	Penalties	Time	Gap
<b>MEN</b>														
17	104	CALLAGHAN Killian	 IRL.1997.21769	0:07:41.80 0:04:18.81	46 50	0:08:32.25 0:14:39.11	34 7	0:13:52.21	15	0:07:01.86	18		<b>0:56:06.04</b>	+0:03:10.37
18	39	NATION Joseph	 NZL.1989.21670	0:07:26.76 0:04:12.78	17 25	0:08:31.70 0:14:48.47	33 15	0:14:12.52	33	0:06:54.05	9		<b>0:56:06.28</b>	+0:03:10.61
19	19	BORGES Jose Miranda Racing Team	 POR.1990.21669	0:07:35.42 0:04:04.35	32 8	0:08:41.96 0:15:06.08	47 35	0:13:50.61	12	0:06:53.03	8		<b>0:56:11.45</b>	+0:03:15.78
20	135	TEXTOR Christian	 GER.1990.22845	0:07:36.03 0:04:14.36	36 32	0:08:27.78 0:14:55.91	24 22	0:13:57.95	19	0:07:01.27	16		<b>0:56:13.30</b>	+0:03:17.63
21	10	RUDE Richie Yeti Fox Shox Factory Racing Team	 USA.1995.21739	0:07:21.78 0:04:17.69	9 42	0:08:27.05 0:14:45.71	23 12	0:14:13.60	35	0:07:14.75	48		<b>0:56:20.58</b>	+0:03:24.91
22	176	PIEKARA Robert	 POL.1989.22383	0:07:43.57 0:04:06.52	51 13	0:08:09.26 0:15:00.47	7 27	0:14:15.77	37	0:07:05.58	26		<b>0:56:21.17</b>	+0:03:25.50
23	28	CARLSON Josh Giant Factory Off-Road Team	 AUS.1986.21659	0:07:26.48 0:04:10.57	16 21	0:08:47.44 0:14:51.60	59 19	0:13:57.16	18	0:07:09.22	35		<b>0:56:22.47</b>	+0:03:26.80
24	43	BAILLY-MAITRE Francois	 FRA.1985.22735	0:07:25.05 0:04:22.49	14 64	0:08:24.66 0:15:09.94	17 41	0:13:58.20	20	0:07:04.54	24		<b>0:56:24.88</b>	+0:03:29.21
25	20	BUCHANAN Lewis Ibis Cycles Enduro Race Team	 GBR.1993.21608	0:07:27.07 0:04:14.53	18 33	0:08:27.02 0:15:04.98	22 34	0:14:04.23	26	0:07:08.82	34		<b>0:56:26.65</b>	+0:03:30.98
26	8	GAUVIN Remi Rocky Mountain Enduro Team	 CAN.1992.21624	0:07:21.26 0:04:22.08	8 61	0:08:36.89 0:14:52.89	40 20	0:14:07.52	28	0:07:08.32	33		<b>0:56:28.96</b>	+0:03:33.29
27	25	JOHANSEN Zakarias Blom Cube Action Team	 NOR.1992.21863	0:07:26.15 0:04:19.73	15 56	0:08:31.29 0:14:56.47	30 23	0:14:10.68	31	0:07:06.81	32		<b>0:56:31.13</b>	+0:03:35.46
28	30	NEER Shawn Yeti Fox Shox Factory Racing Team	 USA.1991.21712	0:07:34.92 0:04:10.51	29 20	0:08:45.33 0:14:57.73	56 25	0:14:02.92	24	0:07:06.10	28		<b>0:56:37.51</b>	+0:03:41.84
29	59	SIMMONDS Matt Cannondale	 GBR.1987.21760	0:07:45.33 0:04:24.20	54 69	0:08:22.02 0:15:06.29	15 36	0:14:09.83	29	0:07:02.60	19		<b>0:56:50.27</b>	+0:03:54.60
30	89	STONIG Matthias	 AUT.1989.21580	0:07:42.78 0:04:14.56	48 34	0:08:48.18 0:15:04.31	61 32	0:13:58.28	21	0:07:14.12	47		<b>0:57:02.23</b>	+0:04:06.56
31	40	KANGAS Alexander	 SWE.1990.22409	0:08:02.12 0:04:13.21	92 27	0:08:39.40 0:14:53.44	44 21	0:14:01.96	23	0:07:12.52	40		<b>0:57:02.65</b>	+0:04:06.98
32	27	GAILLOT Baptiste Chamrousse URGE bp Enduro Team	 FRA.1991.21771	0:07:39.80 0:04:09.59	41 19	0:08:40.78 0:15:01.61	46 28	0:14:09.93	30	0:07:22.52	67		<b>0:57:04.23</b>	+0:04:08.56

# Black Hole Enduro Petzen/Jamnica

Petzen - Jamnica, Austria/Slovenia

June 30 - July 1, 2018



## RESULTS OVERALL

Pos	Plate	Name Team	Nat EWS number	Stage 1 Stage 5	Pos	Stage 2 Stage 6	Pos	Stage 3 Pos	Pos	Stage 4	Pos	Penalties	Time	Gap
<b>MEN</b>														
33	44	GARAY Iago Santa Cruz	 ESP.1991.21707	0:07:39.29 0:04:16.46	40 38	0:08:32.92 0:15:16.00	35 45	0:14:17.50	41	0:07:06.69	31		<b>0:57:08.86</b>	+0:04:13.19
34	26	ROPELATO Mitch	 USA.1992.22734	0:07:24.96 0:04:13.82	13 29	0:08:45.72 0:15:04.10	57 31	0:14:26.98	49	0:07:18.02	53		<b>0:57:13.60</b>	+0:04:17.93
35	33	JOHNSON Leigh	 GBR.1996.22603	0:07:53.45 0:04:08.91	70 17	0:09:00.32 0:15:31.18	74 58	0:13:51.18	14	0:06:54.78	10		<b>0:57:19.82</b>	+0:04:24.15
36	23	ABSALON Remy Scott SR Suntour Enduro Team	 FRA.1984.21713	0:07:36.00 0:04:16.12	34 37	0:08:42.00 0:15:26.74	48 54	0:14:15.77	37	0:07:05.80	27		<b>0:57:22.43</b>	+0:04:26.76
37	38	MIQUEL Kevin SUNN	 FRA.1991.21704	0:07:34.17 0:04:05.37	27 12	0:08:29.01 0:15:42.58	25 65	0:14:26.08	48	0:07:06.35	29		<b>0:57:23.56</b>	+0:04:27.89
38	112	POMBO Emanuel	 POR.1987.22112	0:07:42.06 0:04:14.25	47 30	0:08:31.51 0:15:02.49	32 30	0:14:37.63	60	0:07:17.46	51		<b>0:57:25.40</b>	+0:04:29.73
39	36	CHAPUIS Maxime	 SUI.1994.22784	0:07:51.70 0:04:12.33	67 24	0:08:45.11 0:15:08.88	54 40	0:14:23.83	45	0:07:13.61	45		<b>0:57:35.46</b>	+0:04:39.79
40	74	OSTROSKI Peter Rocky Mountain Enduro Team	 USA.1989.21717	0:07:35.68 0:04:17.55	33 39	0:08:33.35 0:15:25.02	37 52	0:14:24.22	46	0:07:19.82	58		<b>0:57:35.64</b>	+0:04:39.97
41	47	STUTTARD Mathew Hope Factory Racing	 GBR.1993.21661	0:07:40.39 0:04:22.04	43 60	0:08:51.90 0:15:13.85	65 44	0:14:19.60	43	0:07:10.94	39		<b>0:57:38.72</b>	+0:04:43.05
42	102	LEYEN Max	 CAN.1997.22927	0:07:41.71 0:04:18.81	45 50	0:09:06.39 0:14:49.36	81 18	0:14:31.58	55	0:07:19.26	56		<b>0:57:47.11</b>	+0:04:51.44
43	72	TEJCHMAN Premek	 CZE.1988.22389	0:07:43.85 0:04:08.46	52 16	0:08:49.26 0:15:19.89	63 47	0:14:32.93	56	0:07:13.90	46		<b>0:57:48.29</b>	+0:04:52.62
44	95	CONNELL Joe	 GBR.1994.21745	0:07:40.36 0:04:25.21	42 75	0:08:30.91 0:15:36.66	28 61	0:14:29.69	54	0:07:12.76	42		<b>0:57:55.59</b>	+0:04:59.92
45	71	LUPATO Alex	 ITA.1989.22851	0:07:38.59 0:04:19.95	39 57	0:08:42.71 0:15:31.24	50 59	0:14:27.22	50	0:07:20.76	63		<b>0:58:00.47</b>	+0:05:04.80
46	129	FRANCARDO Tommaso	 ITA.1997.22813	0:07:46.25 0:04:18.41	56 46	0:08:47.70 0:15:23.15	60 51	0:14:25.47	47	0:07:20.67	62		<b>0:58:01.65</b>	+0:05:05.98
47	65	TRABAC Elliot Scott SR Suntour Enduro Team	 FRA.1996.21710	0:07:28.66 0:04:31.61	20 87	0:08:37.54 0:15:44.29	41 67	0:14:28.94	53	0:07:12.64	41		<b>0:58:03.68</b>	+0:05:08.01
48	56	CASADEI Nicola CMC Cycling Experience	 ITA.1989.21878	0:07:34.67 0:04:22.40	28 62	0:08:43.19 0:15:34.85	51 60	0:14:28.79	52	0:07:20.97	64		<b>0:58:04.87</b>	+0:05:09.20

# Black Hole Enduro Petzen/Jamnica

Petzen - Jamnica, Austria/Slovenia

June 30 - July 1, 2018



## RESULTS OVERALL

Pos	Plate	Name Team	Nat EWS number	Stage 1 Stage 5	Pos Pos	Stage 2 Stage 6	Pos Pos	Stage 3	Pos	Stage 4	Pos	Penalties	Time	Gap
<b>MEN</b>														
49	76	RAVANEL Cedric Commençal Vallnord Enduro Racing Team	 FRA.1978.21894	0:08:19.38 0:04:19.37	126 53	0:08:57.05 0:15:00.34	68 26	0:14:16.25	39	0:07:15.55	49		<b>0:58:07.94</b>	+0:05:12.27
50	75	GRANT Kelan Chain Reaction Cycles Mavic	 IRL.1993.21773	0:07:49.88 0:04:18.81	64 50	0:08:30.44 0:15:13.37	26 43	0:14:57.43	83	0:07:20.18	59		<b>0:58:10.11</b>	+0:05:14.44
51	105	CHIANG Dan Sheng-Shan	 TPE.1994.22315	0:07:47.45 0:04:18.60	58 47	0:08:45.28 0:15:22.84	55 50	0:14:28.35	51	0:07:29.15	80		<b>0:58:11.67</b>	+0:05:16.00
52	115	GEORGES Pierre Charles	 FRA.1986.23057	0:07:49.97 0:04:21.82	65 58	0:08:57.05 0:15:11.78	68 42	0:14:16.94	40	0:07:36.02	90		<b>0:58:13.58</b>	+0:05:17.91
53	127	POLONI Tobia	 ITA.1991.21797	0:07:31.96 0:04:30.39	25 84	0:08:39.63 0:15:37.64	45 62	0:14:37.18	59	0:07:18.54	54		<b>0:58:15.34</b>	+0:05:19.67
54	73	PANOZZO Chris	 AUS.1987.21648	0:07:40.90 0:04:18.21	44 43	0:09:55.47 0:15:07.12	136 39	0:14:07.47	27	0:07:06.39	30		<b>0:58:15.56</b>	+0:05:19.89
55	64	LUTHI Patrick	 SUI.1992.22607	0:07:45.16 0:04:17.58	53 40	0:08:54.91 0:15:26.36	67 53	0:14:36.59	58	0:07:20.40	60		<b>0:58:21.00</b>	+0:05:25.33
56	147	PONTAL Yannick	 FRA.1985.22511	0:07:50.83 0:04:19.41	66 54	0:09:01.18 0:15:18.10	77 46	0:14:37.88	61	0:07:21.66	65		<b>0:58:29.06</b>	+0:05:33.39
57	92	MADEREGGER Kevin	 AUT.1997.22808	0:07:53.18 0:04:35.90	69 98	0:08:25.71 0:14:48.97	20 16	0:15:35.56	117	0:07:09.75	37		<b>0:58:29.07</b>	+0:05:33.40
58	77	BENOIT Clement Chamrousse URGE bp Enduro Team	 FRA.1991.21770	0:07:47.99 0:04:23.96	60 67	0:08:53.66 0:15:27.56	66 55	0:14:33.30	57	0:07:24.99	74		<b>0:58:31.46</b>	+0:05:35.79
59	53	FERREIRO Toni	 ESP.1990.22450	0:07:49.42 0:04:12.85	62 26	0:08:49.80 0:15:40.67	64 63	0:14:48.94	70	0:07:17.68	52		<b>0:58:39.36</b>	+0:05:43.69
60	81	RONZON Erwin CMC Cycling Experience	 ITA.1997.21868	0:07:53.46 0:04:24.92	71 72	0:08:38.16 0:15:29.90	43 57	0:14:57.28	82	0:07:20.65	61		<b>0:58:44.37</b>	+0:05:48.70
61	253	HUTH Nejc	 SLO.1993.21868	0:07:45.58 0:04:22.43	55 63	0:08:11.08 0:15:48.46	8 71	0:15:14.19	96	0:07:31.29	84		<b>0:58:53.03</b>	+0:05:57.36
62	108	VAN DER PLOEG Paul	 AUS.1989.22304	0:07:56.39 0:04:15.08	77 36	0:09:04.74 0:15:22.80	78 49	0:14:46.88	67	0:07:28.53	78		<b>0:58:54.42</b>	+0:05:58.75
63	136	PUTZENLECHNER Leonhard	 GER.1993.22199	0:07:56.70 0:04:18.68	80 49	0:08:58.00 0:15:29.14	72 56	0:14:40.63	62	0:07:32.78	87		<b>0:58:55.93</b>	+0:06:00.26
64	16	CURE Alexandre Miranda Racing Team	 FRA.1993.21675	0:07:35.22 0:04:18.64	30 48	0:08:12.78 0:16:15.49	11 92	0:15:20.72	104	0:07:13.17	43		<b>0:58:56.02</b>	+0:06:00.35

# Black Hole Enduro Petzen/Jamnica

Petzen - Jamnica, Austria/Slovenia

June 30 - July 1, 2018



## RESULTS OVERALL

Pos	Plate	Name Team	Nat EWS number	Stage 1 Stage 5	Pos	Stage 2 Stage 6	Pos	Stage 3 Pos	Pos	Stage 4	Pos	Penalties	Time	Gap
<b>MEN</b>														
65	24	BURNS Pedro Trek Factory Racing	 CHI.1997.21729	0:09:20.86 0:04:17.67	187 41	0:08:48.34 0:15:07.11	62 38	0:14:21.04	44	0:07:13.44	44		<b>0:59:08.46</b>	+0:06:12.79
66	35	KEENE Curtis Specialized Racing	 USA.1979.21699	0:07:52.79 0:04:25.29	68 76	0:09:39.71 0:15:06.32	121 37	0:14:51.57	73	0:07:27.60	76		<b>0:59:23.28</b>	+0:06:27.61
67	58	PROCHYRA Jordan AUS.1994.21674	 AUS.1994.21674	0:08:00.70 0:04:14.29	88 31	0:09:34.00 0:15:22.57	114 48	0:14:52.25	75	0:07:22.87	69		<b>0:59:26.68</b>	+0:06:31.01
68	250	ZILAK Frantisek 0:04:22.80		0:07:55.54 0:04:22.80	75 65	0:08:35.77 0:15:56.21	39 79	0:14:56.66	80	0:07:43.51	108		<b>0:59:30.49</b>	+0:06:34.82
69	99	GALLAGHER Christopher GBR.1993.23014	 GBR.1993.23014	0:07:43.01 0:04:19.41	49 54	0:08:43.74 0:16:17.01	52 94	0:15:02.87	88	0:07:40.53	104		<b>0:59:46.57</b>	+0:06:50.90
70	52	TORRALBA Gabriel Orbea Enduro Team	 ESP.1997.21633	0:07:38.14 0:04:41.35	38 116	0:09:00.34 0:16:25.83	75 96	0:14:56.63	79	0:07:09.26	36		<b>0:59:51.55</b>	+0:06:55.88
71	121	BRUDER Lucas FRA.1997.22995	 FRA.1997.22995	0:07:56.68 0:04:36.73	79 103	0:09:29.74 0:15:48.87	107 72	0:14:40.72	63	0:07:22.81	68		<b>0:59:55.55</b>	+0:06:59.88
72	123	CHARLES Clement FRA.1994.22206	 FRA.1994.22206	0:08:01.51 0:04:18.33	90 45	0:09:37.36 0:15:45.10	119 69	0:14:56.95	81	0:07:23.04	70		<b>1:00:02.29</b>	+0:07:06.62
73	156	HOLOWKO Alex GBR.1990.21357	 GBR.1990.21357	0:08:02.13 0:04:25.18	93 74	0:09:13.93 0:15:41.95	88 64	0:15:00.17	86	0:07:40.29	103		<b>1:00:03.65</b>	+0:07:07.98
74	125	GARCIA Tom FRA.1990.22226	 FRA.1990.22226	0:08:05.65 0:04:27.37	100 78	0:09:21.83 0:15:57.01	93 82	0:14:48.26	68	0:07:36.18	92		<b>1:00:16.30</b>	+0:07:20.63
75	48	OVALLE Antonio CHI.1991.22485	 CHI.1991.22485	0:07:49.27 0:04:36.10	61 99	0:09:30.16 0:15:50.95	109 74	0:15:14.55	97	0:07:17.02	50		<b>1:00:18.05</b>	+0:07:22.38
76	63	HUTCHENS Chris GBR.1989.22999	 GBR.1989.22999	0:07:59.20 0:04:24.99	84 73	0:08:57.33 0:16:12.29	71 86	0:15:27.88	110	0:07:23.30	71		<b>1:00:24.99</b>	+0:07:29.32
77	96	WILLIAMS Robert GBR.1990.22515	 GBR.1990.22515	0:07:54.87 0:04:30.30	72 83	0:08:57.22 0:16:44.34	70 109	0:14:49.44	71	0:07:29.01	79		<b>1:00:25.18</b>	+0:07:29.51
78	223	TRAFELLA Maximilian 0:04:41.05		0:08:03.50 0:04:41.05	95 114	0:09:05.98 0:16:00.84	80 83	0:15:08.62	91	0:07:28.47	77		<b>1:00:28.46</b>	+0:07:32.79
79	97	BLAIR Lachlan GBR.1995.21426	 GBR.1995.21426	0:08:04.53 0:04:23.06	98 66	0:10:07.61 0:15:46.49	144 70	0:14:49.62	72	0:07:18.58	55		<b>1:00:29.89</b>	+0:07:34.22
80	174	MIHALKOVITS Peter AUT.1993.23608	 AUT.1993.23608	0:08:13.34 0:04:24.20	112 69	0:09:22.79 0:15:56.93	97 81	0:14:48.54	69	0:07:44.75	111		<b>1:00:30.55</b>	+0:07:34.88

# Black Hole Enduro Petzen/Jamnica

Petzen - Jamnica, Austria/Slovenia

June 30 - July 1, 2018



## RESULTS OVERALL

Pos	Plate	Name Team	Nat EWS number	Stage 1 Stage 5	Pos Pos	Stage 2 Stage 6	Pos Pos	Stage 3 Pos	Pos	Stage 4 Pos	Pos	Penalties	Time	Gap
<b>MEN</b>														
81	219	GOTZLER Felix		0:08:22.78	130	0:09:24.81	101	0:14:52.03	74	0:07:30.33	83		<b>1:00:36.31</b>	+0:07:40.64
				0:04:31.82	88	0:15:54.54	78							
82	224	HOESS Christoph		0:08:27.92	138	0:09:07.58	82	0:15:19.54	103	0:07:35.82	89		<b>1:00:46.60</b>	+0:07:50.93
				0:04:24.53	71	0:15:51.21	75							
83	55	SHAW Samuel		0:08:16.12	119	0:10:34.16	165	0:14:41.92	64	0:07:19.40	57		<b>1:00:46.98</b>	+0:07:51.31
			NZL.1992.22931	0:04:10.87	23	0:15:44.51	68							
84	110	JONES Charles		0:08:24.50	133	0:09:18.90	90	0:14:46.25	66	0:07:56.88	128		<b>1:00:52.30</b>	+0:07:56.63
			GBR.1987.21722	0:04:31.50	85	0:15:54.27	77							
85	109	HARVEY Loui		0:08:06.41	102	0:09:19.65	91	0:15:16.68	98	0:07:29.75	81		<b>1:00:53.75</b>	+0:07:58.08
			NZL.1990.22338	0:04:27.58	79	0:16:13.68	88							
86	85	BAHLER Jonas Norco Enduro Racing Team		0:08:06.57	103	0:09:30.05	108	0:14:55.70	78	0:07:43.61	110		<b>1:00:55.16</b>	+0:07:59.49
			SUI.1987.21706	0:04:37.33	106	0:16:01.90	84							
87	66	EDGAR Brendon		0:08:30.64	142	0:09:40.30	122	0:15:00.99	87	0:07:36.62	93		<b>1:00:56.00</b>	+0:08:00.33
			CAN.1985.23003	0:04:24.18	68	0:15:43.27	66							
88	118	ARNAUD Quentin		0:07:58.93	83	0:08:59.43	73	0:15:19.33	102	0:07:34.76	88		<b>1:00:58.30</b>	+0:08:02.63
			FRA.1994.22628	0:04:31.50	85	0:16:34.35	103							
89	252	KACIN Davor		0:07:43.43	50	0:08:43.74	52	0:14:55.62	77	0:07:39.33	101		<b>1:00:58.98</b>	+0:08:03.31
				0:04:18.31	44	0:17:38.55	137							
90	221	KLINGENBERG Thomas		0:07:57.04	81	0:09:05.55	79	0:15:18.60	101	0:07:36.12	91		<b>1:01:01.29</b>	+0:08:05.62
				0:04:36.73	103	0:16:27.25	97							
91	140	DORFER Maximilian		0:08:18.36	125	0:09:18.05	89	0:15:12.50	94	0:07:36.79	94		<b>1:01:06.89</b>	+0:08:11.22
			GER.1997.21422	0:04:32.64	90	0:16:08.55	85							
92	111	PAYNE Richard		0:08:14.03	114	0:09:24.60	100	0:15:08.63	92	0:07:42.31	106		<b>1:01:09.26</b>	+0:08:13.59
			GBR.1985.22650	0:04:43.30	121	0:15:56.39	80							
93	107	FORBES Benjamin		0:08:13.18	111	0:09:54.54	135	0:15:28.57	112	0:07:22.45	66		<b>1:01:17.55</b>	+0:08:21.88
			AUS.1994.22943	0:04:28.82	81	0:15:49.99	73							
94	70	LUPATO Denny		0:07:47.50	59	0:09:00.69	76	0:15:32.88	115	0:07:46.81	112		<b>1:01:23.97</b>	+0:08:28.30
			ITA.1992.22852	0:04:38.59	110	0:16:37.50	105							
95	227	DI RENZO Fabio		0:08:04.07	96	0:09:32.33	110	0:15:23.57	105	0:07:38.10	99		<b>1:01:25.60</b>	+0:08:29.93
				0:04:32.39	89	0:16:15.14	91							
96	225	HOESS Sebastian		0:08:13.00	109	0:09:24.99	102	0:15:28.11	111	0:07:40.15	102		<b>1:01:28.33</b>	+0:08:32.66
				0:04:28.43	80	0:16:13.65	87							














# Black Hole Enduro Petzen/Jamnica

Petzen - Jamnica, Austria/Slovenia

June 30 - July 1, 2018



## RESULTS OVERALL

Pos	Plate	Name Team	Nat EWS number	Stage 1 Stage 5	Pos	Stage 2 Stage 6	Pos	Stage 3 Pos	Pos	Stage 4	Pos	Penalties	Time	Gap
<b>MEN</b>														
97	68	THEW Trevor	 CAN.1993.22191	0:08:10.92	108	0:09:35.67	115	0:15:25.68	108	0:07:23.78	72		<b>1:01:34.18</b>	+0:08:38.51
				0:04:26.29	77	0:16:31.84	101							
98	141	FELDMANN Bjorn	 GER.1997.23044	0:08:01.19	89	0:09:08.35	83	0:15:24.42	107	0:07:38.04	98		<b>1:01:38.77</b>	+0:08:43.10
				0:04:39.42	112	0:16:47.35	111							
99	208	VANER Jan	 ITA.1989.23038	0:08:18.17	124	0:10:21.29	153	0:15:13.50	95	0:07:26.01	75		<b>1:01:40.32</b>	+0:08:44.65
				0:04:29.41	82	0:15:51.94	76							
100	155	ROBINSON Peter	 GBR.1992.21545	0:08:00.18	87	0:09:23.02	98	0:15:18.42	100	0:07:43.60	109		<b>1:01:50.23</b>	+0:08:54.56
				0:04:54.88	144	0:16:30.13	100							
101	106	SHUCKSMITH Sam	 GBR.1990.23007	0:08:09.59	106	0:09:10.72	87	0:15:06.39	89	0:07:31.76	85		<b>1:02:16.36</b>	+0:09:20.69
				0:04:48.70	131	0:17:29.20	132							
102	166	ANGELINI Michel	 ITA.1989.23038	0:08:13.15	110	0:09:26.85	103	0:15:53.73	130	0:07:48.06	113		<b>1:02:22.21</b>	+0:09:26.54
				0:04:45.33	124	0:16:15.09	90							
103	138	DERKUM Christian	 GER.1991.23043	0:08:04.46	97	0:09:09.17	85	0:15:42.06	123	0:07:48.87	116		<b>1:02:23.65</b>	+0:09:27.98
				0:04:51.41	133	0:16:47.68	112							
104	61	LEWIS Josh Santa Cruz	 GBR.1993.21705	0:08:19.77	127	0:09:22.05	94	0:15:07.68	90	0:07:24.17	73		<b>1:02:26.80</b>	+0:09:31.13
				0:05:03.34	151	0:17:09.79	118							
105	94	SHIRLEY James	 GBR.1989.22351	0:08:02.56	94	0:09:22.07	95	0:15:38.68	119	0:07:37.58	96		<b>1:02:31.07</b>	+0:09:35.40
				0:04:21.92	59	0:17:28.26	131							
106	79	DAUMAS Theo Chamrousse URGE bp Enduro Team	 FRA.1996.21873	0:08:05.42	99	0:09:33.65	112	0:16:16.80	141	0:07:48.23	114		<b>1:02:40.24</b>	+0:09:44.57
				0:04:41.26	115	0:16:14.88	89							
107	84	OPPLIGER Timothee Norco Enduro Racing Team	 SUI.1992.21701	0:08:06.23	101	0:09:36.19	117	0:15:58.04	132	0:07:50.53	117		<b>1:02:42.68</b>	+0:09:47.01
				0:04:33.21	93	0:16:38.48	106							
108	80	LACASTE Cedric Trek Accous VTT Enduro Team	 FRA.1992.21805	0:08:09.89	107	0:09:23.48	99	0:15:40.90	122	0:07:42.67	107		<b>1:02:50.62</b>	+0:09:54.95
				0:04:40.37	113	0:17:13.31	121							
109	254	CERNIGOJ Blaz		0:08:01.96	91	0:08:45.95	58	0:14:59.21	85	0:07:31.83	86		<b>1:02:51.68</b>	+0:09:56.01
				0:04:42.88	119	0:18:49.85	156							
110	213	MOTYKA Marcin		0:08:14.69	115	0:09:32.63	111	0:16:16.50	139	0:07:36.89	95		<b>1:02:52.76</b>	+0:09:57.09
				0:04:32.76	92	0:16:39.29	107							
111	160	JONES Aidan	 CAN.1992.22587	0:08:13.77	113	0:09:29.29	106	0:16:24.15	149	0:07:58.10	129		<b>1:02:59.84</b>	+0:10:04.17
				0:04:37.98	109	0:16:16.55	93							
112	150	KOESTLER Andreas	 GER.1993.22859	0:08:14.79	116	0:09:43.68	127	0:15:52.17	129	0:07:50.79	118		<b>1:03:02.42</b>	+0:10:06.75
				0:04:36.31	100	0:16:44.68	110							






# Black Hole Enduro Petzen/Jamnica

Petzen - Jamnica, Austria/Slovenia

June 30 - July 1, 2018



## RESULTS OVERALL

Pos	Plate	Name Team	Nat EWS number	Stage 1 Stage 5	Pos	Stage 2 Stage 6	Pos	Stage 3 Pos	Pos	Stage 4	Pos	Penalties	Time	Gap
<b>MEN</b>														
113	163	GOULD Jordan	 GBR.1985.22017	0:08:15.16 0:04:52.02	118 137	0:09:28.63 0:16:40.40	104 108	0:15:48.26	127	0:08:01.87	132		<b>1:03:06.34</b>	+0:10:10.67
114	82	DAL PIAN Davide CMC Cycling Experience	 ITA.1997.21865	0:08:14.99 0:04:34.47	117 97	0:10:33.45 0:16:32.10	163 102	0:15:32.68	114	0:07:39.30	100		<b>1:03:06.99</b>	+0:10:11.32
115	83	VON WURSTEMBERGER Alois Norco Enduro Racing Team	 SUI.1987.21694	0:08:09.32 0:04:39.21	104 111	0:10:20.98 0:16:21.05	152 95	0:15:45.51	124	0:07:53.39	121		<b>1:03:09.46</b>	+0:10:13.79
116	126	CHAMPION Quentin	 FRA.1993.22698	0:08:22.32 0:04:37.49	129 108	0:09:50.09 0:16:50.70	131 115	0:15:39.76	120	0:07:54.68	124		<b>1:03:15.04</b>	+0:10:19.37
117	114	GIANI BARBOSA Julio	 BRA.1995.21938	0:08:20.66 0:04:44.51	128 122	0:10:02.43 0:16:28.67	140 99	0:15:48.23	126	0:08:12.01	141		<b>1:03:36.51</b>	+0:10:40.84
118	201	JURADO RACINES Juan Andres		0:08:53.29 0:04:41.65	164 117	0:10:22.78 0:16:28.62	156 98	0:15:23.72	106	0:07:53.61	122		<b>1:03:43.67</b>	+0:10:48.00
119	134	LETAK Petr	 CZE.1993.23009	0:08:23.54 0:04:36.60	131 102	0:09:39.33 0:17:21.44	120 126	0:15:48.05	125	0:07:55.93	127		<b>1:03:44.89</b>	+0:10:49.22
120	249	PODRAZIL Tomas		0:08:35.76 0:04:45.33	150 124	0:09:22.43 0:17:30.55	96 134	0:15:40.11	121	0:08:06.63	137		<b>1:04:00.81</b>	+0:11:05.14
121	157	RYAN Fergus	 GBR.1993.22458	0:08:17.54 0:04:56.21	122 145	0:10:09.09 0:17:25.14	146 127	0:15:35.04	116	0:07:48.72	115		<b>1:04:11.74</b>	+0:11:16.07
122	87	DORRONG Bernd Team Dorrong Enduro	 AUT.1983.21672	0:08:41.03 0:04:45.61	153 126	0:09:59.00 0:16:48.23	137 113	0:16:02.82	136	0:08:03.79	135		<b>1:04:20.48</b>	+0:11:24.81
123	209	KOLEV Ivan		0:08:27.18 0:04:42.00	134 118	0:09:41.81 0:17:35.97	123 136	0:15:51.82	128	0:08:07.36	138		<b>1:04:26.14</b>	+0:11:30.47
124	142	EWALD Henry	 GER.1982.22847	0:08:27.87 0:04:36.54	137 101	0:10:47.08 0:16:34.50	170 104	0:16:16.69	140	0:07:52.06	120		<b>1:04:34.74</b>	+0:11:39.07
125	67	MORSE Adam	 USA.1985.22980	0:07:59.39 0:04:32.67	85 91	0:10:10.61 0:17:45.53	147 141	0:16:17.02	142	0:07:51.26	119		<b>1:04:36.48</b>	+0:11:40.81
126	251	TRATNIK BAJC Miha		0:08:34.33 0:04:46.11	147 127	0:09:54.48 0:16:59.11	134 116	0:16:27.96	150	0:07:55.66	126		<b>1:04:37.65</b>	+0:11:41.98
127	78	FRANCOGLIO Ulysse Chamrousse URGE bp Enduro Team	 FRA.1990.21874	0:08:09.45 0:04:33.41	105 94	0:11:00.75 0:17:12.46	175 120	0:16:06.90	138	0:07:37.68	97		<b>1:04:40.65</b>	+0:11:44.98
128	235	DEVRIES Emil		0:08:54.18 0:04:51.60	166 135	0:10:01.23 0:16:49.15	139 114	0:16:01.83	135	0:08:20.00	148		<b>1:04:57.99</b>	+0:12:02.32



# Black Hole Enduro Petzen/Jamnica

Petzen - Jamnica, Austria/Slovenia

June 30 - July 1, 2018



## RESULTS OVERALL

Pos	Plate	Name Team	Nat EWS number	Stage 1 Stage 5	Pos Pos	Stage 2 Stage 6	Pos Pos	Stage 3 Pos	Pos	Stage 4 Pos	Pos	Penalties	Time	Gap
<b>MEN</b>														
129	222	WOLBANK Daniel		0:08:28.10	140	0:09:50.36	132	0:16:33.90	154	0:08:01.91	133		<b>1:05:03.07</b>	+0:12:07.40
				0:04:36.87	105	0:17:31.93	135							
130	86	ALLEMANN Remy Norco Enduro Racing Team	 SUI.1990.21671	0:08:27.40	135	0:10:12.20	149	0:16:04.22	137	0:08:14.77	144		<b>1:05:05.83</b>	+0:12:10.16
				0:04:53.83	141	0:17:13.41	122							
131	256	DALLA VALLE Nicola		0:08:54.85	167	0:10:17.92	151	0:16:00.41	134	0:07:55.53	125		<b>1:05:30.43</b>	+0:12:34.76
				0:04:54.40	142	0:17:27.32	130							
132	257	BENEDETTI Giorgio		0:08:42.44	156	0:09:53.24	133	0:16:21.94	147	0:08:13.96	143		<b>1:05:30.54</b>	+0:12:34.87
				0:04:53.01	139	0:17:25.95	128							
133	49	KELLEY Cody Alchemy Bicycles Factory Racing	 USA.1994.21757	0:07:55.21	73	0:09:08.82	84	0:15:10.37	93	0:08:28.09	154		<b>1:05:31.23</b>	+0:12:35.56
				0:04:33.58	96	0:20:15.16	166							
134	215	HUBER Konstantin		0:08:42.36	155	0:10:07.82	145	0:16:36.52	156	0:08:01.94	134		<b>1:05:32.43</b>	+0:12:36.76
				0:04:51.52	134	0:17:12.27	119							
135	207	MLINAR Peter		0:08:38.81	152	0:09:42.98	126	0:17:46.82	170	0:07:41.30	105		<b>1:05:45.18</b>	+0:12:49.51
				0:04:37.42	107	0:17:17.85	123							
136	217	KONTSCHIEDER Patrick		0:08:36.32	151	0:09:47.66	128	0:15:55.74	131	0:08:25.06	152		<b>1:05:49.42</b>	+0:12:53.75
				0:04:47.81	129	0:18:16.83	148							
137	177	MAKOWSKI Michael	 POL.1986.22615	0:08:17.71	123	0:09:48.54	129	0:16:41.77	157	0:07:58.62	130		<b>1:05:58.68</b>	+0:13:03.01
				0:04:43.28	120	0:18:28.76	151							
138	202	PARDAL Miguel		0:08:46.76	159	0:09:50.05	130	0:17:01.46	164	0:08:12.27	142		<b>1:06:01.75</b>	+0:13:06.08
				0:04:51.60	135	0:17:19.61	124							
139	203	CORREIA Lino		0:08:42.46	157	0:10:46.00	169	0:16:28.61	151	0:07:53.96	123		<b>1:06:01.91</b>	+0:13:06.24
				0:04:44.85	123	0:17:26.03	129							
140	226	WOLBANK Leon		0:08:24.18	132	0:10:29.19	159	0:16:19.37	144	0:08:10.45	139		<b>1:06:10.07</b>	+0:13:14.40
				0:04:59.55	146	0:17:47.33	142							
141	144	CASAL VALLS Guillem	 AND.1995.22127	0:08:30.34	141	0:11:57.78	185	0:15:26.82	109	0:08:01.43	131		<b>1:06:10.75</b>	+0:13:15.08
				0:04:33.57	95	0:17:40.81	139							
142	137	KASCHUB Nic Bennett	 GER.1993.21565	0:08:32.89	144	0:10:07.07	142	0:15:58.86	133	0:08:11.63	140		<b>1:06:23.98</b>	+0:13:28.31
				0:04:47.30	128	0:18:46.23	153							
143	214	TALAGA Patryk		0:08:45.87	158	0:10:07.44	143	0:16:31.57	153	0:08:14.97	145		<b>1:06:32.11</b>	+0:13:36.44
				0:04:50.36	132	0:18:01.90	146							
144	212	DOBREV Dobromir		0:08:34.95	148	0:09:59.48	138	0:16:50.77	161	0:08:23.14	150		<b>1:06:34.02</b>	+0:13:38.35
				0:05:01.66	147	0:17:44.02	140							

# Black Hole Enduro Petzen/Jamnica

Petzen - Jamnica, Austria/Slovenia

June 30 - July 1, 2018



## RESULTS OVERALL

Pos	Plate	Name Team	Nat EWS number	Stage 1 Stage 5	Pos	Stage 2 Stage 6	Pos	Stage 3 Pos	Pos	Stage 4	Pos	Penalties	Time	Gap
<b>MEN</b>														
145	161	HUIKURI Ville	 FIN.1995.22893	0:08:58.16 0:05:04.69	169 152	0:10:27.77 0:17:00.84	158 117	0:16:48.33	159	0:08:42.89	161		<b>1:07:02.68</b>	+0:14:07.01
146	168	HNIDAK Jakub	 CZE.1980.22413	0:08:48.70 0:04:52.55	161 138	0:10:53.43 0:17:19.66	172 125	0:16:54.04	162	0:08:35.02	157		<b>1:07:23.40</b>	+0:14:27.73
147	243	MEYER Tobias	 GER.1993.24472	0:10:39.46 0:04:53.34	199 140	0:10:22.95 0:17:52.57	157 145	0:15:38.66	118	0:08:17.11	146		<b>1:07:44.09</b>	+0:14:48.42
148	164	VICKERS Michael	 GBR.1985.22805	0:08:54.98 0:04:54.64	168 143	0:10:33.72 0:18:21.71	164 150	0:16:34.98	155	0:08:25.38	153		<b>1:07:45.41</b>	+0:14:49.74
149	247	APREUTESEI Daniel		0:09:00.48 0:05:18.36	176 162	0:10:29.58 0:17:51.67	160 144	0:16:42.36	158	0:08:33.38	155		<b>1:07:55.83</b>	+0:15:00.16
150	173	POSA Peter	 HUN.1984.22247	0:09:01.02 0:05:04.91	177 153	0:10:33.11 0:18:09.89	162 147	0:16:20.34	146	0:08:55.43	169		<b>1:08:04.70</b>	+0:15:09.03
151	230	MEIER Benjamin		0:09:12.15 0:05:01.68	184 148	0:10:43.57 0:17:51.37	168 143	0:16:55.72	163	0:08:41.62	160		<b>1:08:26.11</b>	+0:15:30.44
152	172	ORDOG Daniel	 HUN.1982.24425	0:08:53.64 0:05:11.67	165 155	0:10:47.69 0:18:18.53	171 149	0:17:17.63	168	0:08:37.11	159		<b>1:09:06.27</b>	+0:16:10.60
153	204	MEDEIROS Duarte		0:09:04.37 0:05:02.27	180 149	0:10:54.00 0:17:39.98	173 138	0:17:55.45	171	0:08:33.72	156		<b>1:09:09.79</b>	+0:16:14.12
154	171	SEBESTYEN Krisztian	 HUN.1984.22249	0:08:59.01 0:05:15.86	172 160	0:11:13.08 0:18:38.07	179 152	0:16:23.84	148	0:08:46.18	162		<b>1:09:16.04</b>	+0:16:20.37
155	153	SOKOLOWSKI Jurek	 GER.1997.21378	0:08:59.75 0:05:13.08	173 156	0:11:21.65 0:18:47.14	180 154	0:17:01.85	165	0:08:54.00	166		<b>1:10:17.47</b>	+0:17:21.80
156	220	PILCHNER Falk		0:09:07.35 0:05:13.10	182 157	0:10:59.66 0:18:49.10	174 155	0:17:41.28	169	0:08:52.12	164		<b>1:10:42.61</b>	+0:17:46.94
157	145	FRANCES GARRIDO Javier	 ESP.1984.22137	0:08:33.56 0:04:48.10	145 130	0:09:42.57 0:17:30.48	125 133	0:21:56.17	183	0:08:18.57	147		<b>1:10:49.45</b>	+0:17:53.78
158	248	SPRUK Miha		0:08:50.27 0:05:15.63	162 159	0:11:11.01 0:18:54.35	177 157	0:18:29.99	176	0:08:23.88	151		<b>1:11:05.13</b>	+0:18:09.46
159	18	GRAVES Jared Specialized Racing	 AUS.1982.21740	0:07:36.57 0:14:16.57	37 173	0:08:33.25 0:20:06.59	36 165	0:14:11.48	32	0:07:05.37	25		<b>1:11:49.83</b>	+0:18:54.16
160	244	BERGER-SCHAUER Christoph		0:09:12.30 0:05:16.07	185 161	0:11:11.13 0:19:15.55	178 162	0:18:04.88	172	0:08:54.51	168		<b>1:11:54.44</b>	+0:18:58.77

# Black Hole Enduro Petzen/Jamnica

Petzen - Jamnica, Austria/Slovenia

June 30 - July 1, 2018



## RESULTS OVERALL

Pos	Plate	Name Team	Nat EWS number	Stage 1 Stage 5	Pos	Stage 2 Stage 6	Pos	Stage 3 Pos	Pos	Stage 4	Pos	Penalties	Time	Gap
<b>MEN</b>														
161	131	MALY Petr	 CZE.1995.22464	0:07:56.44	78	0:09:20.54	92	0:17:10.81	167	0:07:30.04	82		<b>1:12:00.15</b>	+0:19:04.48
				0:10:26.03	170	0:19:36.29	164							
162	241	SCHMIDT Johannes		0:09:25.52	191	0:11:05.58	176	0:18:11.62	174	0:09:24.67	173		<b>1:12:28.18</b>	+0:19:32.51
				0:05:24.23	163	0:18:56.56	158							
163	237	SARIOGLOU Orlando		0:09:16.26	186	0:11:54.12	184	0:18:50.40	178	0:08:47.80	163		<b>1:13:08.91</b>	+0:20:13.24
				0:05:07.67	154	0:19:12.66	161							
164	148	VANHOOF Ben	 BEL.1988.21727	0:09:00.09	175	0:10:31.85	161	0:16:49.02	160	0:08:21.49	149		<b>1:13:22.20</b>	+0:20:26.53
				0:05:03.18	150	0:23:36.57	167							
165	246	LARREA Esteban		0:09:50.25	195	0:12:12.25	189	0:18:28.31	175	0:08:52.87	165		<b>1:13:37.48</b>	+0:20:41.81
				0:05:14.86	158	0:18:58.94	159							
166	255	PRACEK Janez		0:09:24.81	190	0:11:35.95	181	0:19:09.69	180	0:08:58.06	170		<b>1:13:59.15</b>	+0:21:03.48
				0:05:27.37	164	0:19:23.27	163							
167	245	GRUBER Markus		0:09:21.93	188	0:12:48.17	192	0:18:44.06	177	0:09:03.69	171		<b>1:14:53.49</b>	+0:21:57.82
				0:05:46.53	167	0:19:09.11	160							
168	240	STEPIEN Quentin		0:09:09.65	183	0:12:18.45	190	0:19:01.23	179	0:09:07.82	172		<b>1:40:03.15</b>	+0:47:07.48
				0:05:31.58	166	0:44:54.42	168							
DNF	37	VEZINA Mckay Giant Factory Off-Road Team	 CAN.1995.21632	0:07:31.89	24	0:08:31.50	31	0:14:03.72	25	0:07:00.08	15			
				0:09:14.63	168									
DNF	133	GAJDUSEK Ondrej	 CZE.1990.22465	0:09:22.22	189	0:10:36.04	167	0:17:09.07	166	0:08:54.33	167			
				0:05:28.50	165									
DNF	169	SZABO Jiri	 CZE.1988.23477	0:08:17.05	121	0:09:42.11	124	0:15:30.04	113	0:10:14.14	174			
				0:10:01.28	169									
DNF	41	WALKER Matt Cube Action Team	 NZL.1990.21846	0:08:42.31	154	0:08:42.23	49	0:15:17.55	99	0:07:04.05	22			
				0:10:29.03	171									
DNF	206	MAES Tom		0:08:33.87	146	0:09:36.11	116	0:16:30.97	152	0:08:06.17	136			
				0:12:40.99	172									
DNF	211	FINK Marco		0:08:58.97	171	0:12:02.17	186	0:16:20.00	145	0:08:35.62	158			
DNF	178	YAP Christian	 PHI.1985.21498	0:12:31.00	201	0:20:01.80	197	0:26:46.25	186	0:14:00.71	175	0:05:00.00		
DNF	232	DABELSTEEN Jes		0:09:02.46	179	0:10:34.21	166	0:20:46.99	182	2:36:24.25	176			

# Black Hole Enduro Petzen/Jamnica

Petzen - Jamnica, Austria/Slovenia

June 30 - July 1, 2018

## RESULTS OVERALL

Pos	Plate	Name Team	Nat EWS number	Stage 1 Stage 5	Pos	Stage 2 Stage 6	Pos	Stage 3 Pos	Pos	Stage 4	Pos	Penalties	Time	Gap
<b>DNF</b>	116	PIGEON Hugo	 FRA.1996.23507	0:08:58.45	170	0:08:35.33	38	0:14:14.68	36					
<b>DNF</b>	14	BARNES Joe Canyon Factory Enduro Team	 GBR.1989.21748	0:10:15.20	198	0:08:25.61	19	0:14:17.53	42					
<b>DNF</b>	130	RIHA Jakub	 CZE.1992.22509	0:07:55.41	74	0:09:09.86	86	0:14:45.78	65					
<b>DNF</b>	122	RUFFRAY Mathieu	 FRA.1997.22634	0:07:57.63	82	0:10:11.59	148	0:14:54.54	76					
<b>DNF</b>	54	LESLIE Shane	 USA.1996.22174	0:07:49.78	63	0:12:40.04	191	0:14:58.91	84					
<b>DNF</b>	154	BOKRANTZ Jon	 SWE.1988.22785	0:08:35.11	149	0:10:22.68	155	0:16:19.06	143					
<b>DNF</b>	51	MOYNIHAN Liam	 GBR.1991.21835	0:08:28.04	139	0:15:34.84	195	0:18:11.32	173					
<b>DNF</b>	258	GRICINELLA Matteo	 	0:09:33.32	193	0:11:47.57	183	0:19:34.12	181					
<b>DNF</b>	42	JAUQUE Milciades	 CHI.1991.21656	0:07:55.67	76	0:09:37.07	118	0:22:20.94	184					
<b>DNF</b>	242	FLEISSNER Marco	 	0:11:38.30	200	0:16:29.77	196	0:25:29.62	185					
<b>DNF</b>	46	CHAPMAN Rupert	 NZL.1992.22591	0:07:32.97	26	0:08:23.87	16							
<b>DNF</b>	143	DORN Oliver	 GER.1988.22093	0:08:27.44	136	0:09:28.66	105							
<b>DNF</b>	113	BRETAS Andre	 BRA.1987.21622	0:07:47.21	57	0:09:33.73	113							
<b>DNF</b>	236	O'NIONS Jason	 	0:09:07.10	181	0:10:04.80	141							
<b>DNF</b>	98	LAMB Fergus	 GBR.1986.24465	0:07:59.55	86	0:10:12.30	150							
<b>DNF</b>	132	MIKEL Daniel	 CZE.1994.23067	0:08:50.44	163	0:10:21.60	154							

# Black Hole Enduro Petzen/Jamnica

Petzen - Jamnica, Austria/Slovenia

June 30 - July 1, 2018



## RESULTS OVERALL

Pos	Plate	Name Team	Nat EWS number	Stage 1 Stage 5	Pos	Stage 2 Stage 6	Pos	Stage 3 Pos	Pos	Stage 4	Pos	Penalties	Time	Gap
<b>MEN</b>														
DNF	175	SCHROEDER Marc	 GER.1990.23207	0:09:26.86	192	0:11:36.62	182							
DNF	162	CATHMAN Spencer	 NZL.1995.22160	0:08:59.93	174	0:12:06.00	187							
DNF	216	EDER Christoph		0:09:01.40	178	0:12:10.15	188							
DNF	229	PAGES Damien		0:09:38.92	194	0:12:57.97	193							
DNF	170	NOVOSAD Tomas	 CZE.1990.23566	0:10:06.31	196	0:13:05.84	194							
DNF	210	SEVER Igor		0:08:47.16	160	0:22:31.12	198							
DNF	152	EIBEGGER Michael	 AUT.1992.21798	0:08:16.88	120									
DNF	124	ESCUDIER Thomas	 FRA.1991.21945	0:08:30.87	143									
DNF	259	TAMBURELLI Giovanni		0:10:13.67	197									
DNF	34	WRIGHT Keegan Unior Devinci Factory Racing	 NZL.1996.21734											
DNS	233	ROOD Thomas												
DNS	60	SANTOS Dillon Ibis Cycles Enduro Race Team	 USA.1996.21613											
DNS	15	GALY Theo SUNN	 FRA.1990.21691											
DNS	120	ESCRIOU Valentin	 FRA.1996.22677											
DNS	45	DAVIS Jubal Yeti Fox Shox Factory Racing Team	 USA.1990.21737											
DNS	103	VERNER Rhys	 CAN.1997.22407											

# Black Hole Enduro Petzen/Jamnica

Petzen - Jamnica, Austria/Slovenia

June 30 - July 1, 2018



## RESULTS OVERALL

Pos	Plate	Name Team	Nat EWS number	Stage 1 Stage 5	Pos Pos	Stage 2 Stage 6	Pos Pos	Stage 3	Pos	Stage 4	Pos	Penalties	Time	Gap
<b>MEN   Master 40+</b>														
1	801	AMOUR Karim Miranda Racing Team	 FRA.1975.21696	<u>0:07:56.92</u> 0:04:17.91	1 1	0:09:07.16 0:15:40.65	3 1	0:15:29.32	6	<u>0:07:23.40</u>	1		<b>0:59:55.36</b>	
2	802	BRODERICK Michael	 USA.1973.22376	0:08:03.85 0:04:30.96	4 3	0:09:04.54 0:15:52.58	2 3	<u>0:14:48.80</u>	1	0:07:41.64	2		<b>1:00:02.37</b>	+0:00:07.01
3	835	HYNČICA Vlastimil	 CZE.1973.22376	0:08:07.45 0:04:27.47	5 2	0:09:25.60 0:15:50.05	4 2	0:14:58.71	3	0:07:42.63	3		<b>1:00:31.91</b>	+0:00:36.55
4	804	WEST Mike	 USA.1974.23022	0:08:01.94 0:04:39.20	2 8	0:09:42.82 0:17:03.94	7 14	0:14:49.35	2	0:07:48.54	4		<b>1:02:05.79</b>	+0:02:10.43
5	808	LEONHARDT Tobias	 GER.1973.22723	0:08:13.98 0:04:36.73	6 6	0:09:30.73 0:16:38.22	5 6	0:15:16.21	4	0:07:50.79	7		<b>1:02:06.66</b>	+0:02:11.30
6	806	BISHOP Dan	 GBR.1970.22823	0:08:03.80 0:04:37.48	3 7	<u>0:08:57.53</u> 0:16:43.81	1 8	0:16:52.68	20	0:07:48.85	5		<b>1:03:04.15</b>	+0:03:08.79
7	826	MAIERHOFER Cri Team Dorrong Enduro	 AUT.1974.21684	0:08:20.22 0:04:41.79	9 9	0:09:56.66 0:16:37.79	10 5	0:15:33.03	7	0:08:08.53	12		<b>1:03:18.02</b>	+0:03:22.66
8	820	EXENBERGER Kurt	 AUT.1975.23045	0:08:26.75 0:04:51.49	11 14	0:09:40.99 0:16:28.68	6 4	0:15:51.55	12	0:08:03.90	9		<b>1:03:23.36</b>	+0:03:28.00
9	811	VAN OOST Pavel	 BEL.1978.22041	0:08:14.58 0:04:57.02	7 18	0:09:47.59 0:17:02.17	8 11	0:15:41.94	9	0:08:05.67	10		<b>1:03:48.97</b>	+0:03:53.61
10	805	ESCOBAR Patricio	 COL.1978.22655	0:08:26.53 0:04:46.39	10 11	0:10:01.66 0:16:59.74	11 10	0:15:19.16	5	0:08:23.55	17		<b>1:03:57.03</b>	+0:04:01.67
11	813	KROEGER Shane	 CAN.1976.22177	0:08:36.80 0:04:48.27	13 13	0:10:14.07 0:16:39.54	15 7	0:15:40.28	8	0:08:13.41	14		<b>1:04:12.37</b>	+0:04:17.01
12	809	VAN DE HATERD Wilfred	 NED.1972.22311	0:08:39.67 0:04:34.10	15 4	0:10:27.77 0:17:03.55	18 13	0:15:43.92	10	0:07:49.81	6		<b>1:04:18.82</b>	+0:04:23.46
13	807	GREENWOOD Dan	 GBR.1975.22552	0:08:18.33 0:04:46.71	8 12	0:09:50.99 0:17:35.40	9 17	0:16:11.14	15	0:07:55.84	8		<b>1:04:38.41</b>	+0:04:43.05
14	825	MAYRHOFER Reinhard Team Dorrong Enduro	 AUT.1976.21667	0:08:58.64 0:04:56.18	25 16	0:10:20.23 0:17:02.59	17 12	0:16:00.46	14	0:08:13.56	15		<b>1:05:31.66</b>	+0:05:36.30
15	832	ROTA Stefano	 ITA.1975.22552	0:08:40.74 0:04:56.83	16 17	0:10:13.02 0:17:39.67	13 18	0:15:55.28	13	0:08:20.82	16		<b>1:05:46.36</b>	+0:05:51.00
16	803	CIZINSKY Milan	 CZE.1974.22018	0:08:51.60 0:04:54.59	20 15	0:10:13.61 0:17:08.61	14 16	0:16:25.27	17	0:08:23.60	18		<b>1:05:57.28</b>	+0:06:01.92

# Black Hole Enduro Petzen/Jamnica

Petzen - Jamnica, Austria/Slovenia

June 30 - July 1, 2018



## RESULTS OVERALL

Pos	Plate	Name Team	Nat EWS number	Stage 1 Stage 5	Pos	Stage 2 Stage 6	Pos	Stage 3 Pos	Pos	Stage 4	Pos	Penalties	Time	Gap
<b>MEN   Master 40+</b>														
17	810	ANTIC Nino	 GER.1975.22312	0:08:38.32 0:04:35.62	14 5	0:10:19.88 0:19:13.15	16 32	0:15:47.98	11	0:08:08.12	11		<b>1:06:43.07</b>	+0:06:47.71
18	814	SCHJERVE Johan	 NOR.1971.22872	0:08:45.03 0:05:22.09	17 28	0:10:06.18 0:16:51.14	12 9	0:17:42.93	28	0:08:10.98	13		<b>1:06:58.35</b>	+0:07:02.99
19	821	PAJMA Martin	 CZE.1977.22282	0:08:54.98 0:04:57.33	24 19	0:10:57.78 0:17:04.40	21 15	0:16:56.89	21	0:08:25.84	20		<b>1:07:17.22</b>	+0:07:21.86
20	815	WARD Joe	 IRL.1971.22541	0:09:08.79 0:05:14.23	29 23	0:10:39.11 0:17:54.43	20 21	0:16:24.44	16	0:08:26.50	21		<b>1:07:47.50</b>	+0:07:52.14
21	816	MCNEIL John	 GBR.1969.21394	0:08:51.82 0:05:12.10	21 21	0:11:34.25 0:17:44.29	27 19	0:17:19.64	25	0:08:37.63	22		<b>1:09:19.73</b>	+0:09:24.37
22	828	WINKLER Gabor	 HUN.1974.22246	0:08:51.27 0:05:27.90	19 31	0:11:34.57 0:17:45.89	28 20	0:16:39.28	19	0:09:03.29	31		<b>1:09:22.20</b>	+0:09:26.84
23	836	HYNCICA Petr	 CZE.1977.22282	0:08:34.41 0:04:43.30	12 10	0:11:56.44 0:19:11.36	30 31	0:16:34.44	18	0:08:24.28	19		<b>1:09:24.23</b>	+0:09:28.87
24	831	SUDUPE Mikel	 ESP.1974.22246	0:08:50.75 0:05:23.23	18 29	0:10:28.15 0:18:45.16	19 29	0:17:24.74	26	0:08:44.11	25		<b>1:09:36.14</b>	+0:09:40.78
25	822	CLAVERIE Alexandre Trek Accous VTT Enduro Team	 FRA.1978.21796	0:09:03.70 0:05:20.59	27 26	0:11:04.85 0:18:18.59	23 25	0:17:09.74	22	0:08:38.84	23		<b>1:09:36.31</b>	+0:09:40.95
26	829	STROHMAYER Michael	 AUT.1968.23157	0:09:10.51 0:05:30.60	30 33	0:11:18.48 0:18:16.88	24 24	0:17:15.69	24	0:08:40.57	24		<b>1:10:12.73</b>	+0:10:17.37
27	818	CLARKE Brendan	 NZL.1975.22288	0:09:40.60 0:05:06.97	36 20	0:11:01.57 0:18:40.24	22 27	0:17:11.23	23	0:08:56.55	27		<b>1:10:37.16</b>	+0:10:41.80
28	819	PIRES Armando	 BRA.1974.22344	0:08:52.63 0:05:15.88	22 24	0:12:10.56 0:18:01.46	33 22	0:17:32.28	27	0:08:45.01	26		<b>1:10:37.82</b>	+0:10:42.46
29	837	NAGODE Grega	 SLO.1974.22344	0:09:28.00 0:05:26.97	33 30	0:12:03.32 0:18:49.20	32 30	0:18:17.95	32	0:09:03.44	32		<b>1:13:08.88</b>	+0:13:13.52
30	839	FLIS Matej	 SLO.1974.22344	0:09:44.73 0:05:20.75	37 27	0:11:49.58 0:19:28.93	29 33	0:18:01.75	29	0:09:01.37	29		<b>1:13:27.11</b>	+0:13:31.75
31	824	ZORTEA Carlo	 ITA.1965.22064	0:09:24.45 0:05:57.89	32 38	0:12:11.55 0:18:42.06	34 28	0:18:15.83	31	0:09:24.73	35		<b>1:13:56.51</b>	+0:14:01.15
32	817	SADLER Andy	 GBR.1972.21595	0:08:53.49 0:05:19.16	23 25	0:11:26.09 0:19:52.75	25 34	0:20:33.14	35	0:09:03.17	30		<b>1:15:07.80</b>	+0:15:12.44


# Black Hole Enduro Petzen/Jamnica

Petzen - Jamnica, Austria/Slovenia

June 30 - July 1, 2018



## RESULTS OVERALL

Pos	Plate	Name Team	Nat EWS number	Stage 1 Stage 5	Pos	Stage 2 Stage 6	Pos	Stage 3 Pos	Pos	Stage 4	Pos	Penalties	Time	Gap
<b>MEN   Master 40+</b>														
33	845	MACKINTOSH James		0:09:11.60	31	0:16:20.88	44	0:18:12.19	30	0:09:23.04	34		<b>1:16:56.39</b>	+0:17:01.03
				0:05:29.01	32	0:18:19.67	26							
34	846	WALKER Thomas		0:09:38.21	35	0:12:18.16	35	0:22:29.07	40	0:09:15.78	33		<b>1:19:26.93</b>	+0:19:31.57
				0:05:46.53	37	0:19:59.18	36							
35	844	BOULIANNE Martin		0:10:34.39	42	0:13:18.34	38	0:20:09.98	34	0:09:57.59	36		<b>1:19:29.90</b>	+0:19:34.54
				0:05:36.29	34	0:19:53.31	35							
36	823	PARENZI Massimo		0:10:00.98	39	0:12:47.06	36	0:19:58.30	33	0:10:02.77	37		<b>1:19:57.92</b>	+0:20:02.56
			ITA.1970.22062	0:06:04.73	39	0:21:04.08	37							
37	847	KINNAIRD Darren		0:10:00.34	38	0:13:31.61	39	0:20:45.88	36	0:10:45.56	40		<b>1:22:30.24</b>	+0:22:34.88
				0:05:45.20	36	0:21:41.65	40							
38	841	BREITENECKER Thomas		0:09:36.86	34	0:13:40.08	41	0:21:52.51	39	0:10:35.73	39		<b>1:22:55.96</b>	+0:23:00.60
				0:05:43.41	35	0:21:27.37	38							
39	830	WHITE Andy		0:10:34.11	41	0:13:45.84	42	0:21:11.85	37	0:10:48.62	41		<b>1:24:21.05</b>	+0:24:25.69
			SWE.1975.21363	0:06:27.79	41	0:21:32.84	39							
40	848	DODSON Mark		0:10:50.88	43	0:13:36.46	40	0:21:19.34	38	0:10:34.75	38		<b>1:24:54.07</b>	+0:24:58.71
				0:06:18.97	40	0:22:13.67	41							
41	842	LENZ Matthias		0:10:58.77	44	0:15:50.56	43	0:28:28.02	41	0:11:53.69	42		<b>1:37:24.24</b>	+0:37:28.88
				0:07:03.62	42	0:23:09.58	42							
42	838	CRESLOVNIK David		0:09:00.09	26	0:12:02.74	31	1:23:14.76	42	0:09:01.10	28		<b>2:16:43.02</b>	+1:16:47.66
				0:05:12.76	22	0:18:11.57	23							
DNF	812	CARTER Jeff		0:09:04.63	28	0:11:27.35	26							
			NZL.1975.23124											
DNF	843	BLANC Gerard		0:10:26.94	40	0:12:53.41	37							
<b>MEN   Under 21</b>														
1	502	HEAP Elliott		<u>0:07:17.76</u>	<u>1</u>	<u>0:07:57.82</u>	<u>1</u>	<u>0:13:30.12</u>	<u>1</u>	<u>0:07:03.68</u>	<u>1</u>		<b>0:55:46.99</b>	
		Chain Reaction Cycles Mavic	GBR.1998.21783	0:04:26.84	10	0:15:30.77	6							
2	505	TRABAC Theotim		0:07:50.95	6	0:08:22.04	2	0:14:04.76	2	0:07:10.71	3		<b>0:56:37.36</b>	+0:00:50.37
		Commençal Vallnord Enduro Racing Team	FRA.1998.21829	0:04:20.54	6	<u>0:14:48.36</u>	<u>1</u>							
3	512	VENDEMMIA Mirco		0:07:51.55	7	0:08:40.63	3	0:14:06.48	3	0:07:08.75	2		<b>0:57:12.98</b>	+0:01:25.99
		CMC Cycling Experience	ITA.1998.21871	0:04:16.00	2	0:15:09.57	4							



# Black Hole Enduro Petzen/Jamnica

Petzen - Jamnica, Austria/Slovenia

June 30 - July 1, 2018



## RESULTS OVERALL

Pos	Plate	Name Team	Nat EWS number	Stage 1 Stage 5	Pos	Stage 2 Stage 6	Pos	Stage 3 Pos	Pos	Stage 4	Pos	Penalties	Time	Gap
<b>MEN   Under 21</b>														
4	506	LUCAS Cole Cube Action Team	 NZL.1998.23013	0:07:46.05 0:04:17.54	4	0:08:41.57 0:14:59.48	4	0:14:14.80 2	5	0:07:18.40	4		<b>0:57:17.84</b>	+0:01:30.85
5	504	BAUD Eliott	 FRA.1998.22053	0:07:40.55 0:04:16.61	2	0:09:01.51 0:15:08.97	8	0:14:10.48 3	4	0:07:20.28	6		<b>0:57:38.40</b>	+0:01:51.41
6	503	SECONDI Nathan	 FRA.1999.22133	0:07:44.27 0:04:17.06	3	0:08:42.69 0:15:44.34	5	0:14:28.30 7	7	0:07:24.34	8		<b>0:58:21.00</b>	+0:02:34.01
7	508	KOEN Matthew	 USA.1998.22470	0:07:46.94 0:04:24.52	5	0:09:06.54 0:15:30.57	10	0:14:30.06 5	8	0:07:23.12	7		<b>0:58:41.75</b>	+0:02:54.76
8	509	BLAHA Vojtech	 CZE.1999.22684	0:08:07.47 0:04:27.07	16	0:08:55.15 0:16:11.41	6	0:14:52.77 10	11	0:08:00.57	25		<b>1:00:34.44</b>	+0:04:47.45
9	511	SACCON Matteo CMC Cycling Experience	 ITA.2000.21866	0:08:04.55 0:04:43.99	13	0:09:14.16 0:16:04.39	12	0:14:57.56 8	12	0:07:49.96	19		<b>1:00:54.61</b>	+0:05:07.62
10	514	TUR Mateu	 ESP.1998.22567	0:08:16.33 0:04:24.39	23	0:09:22.78 0:16:06.02	16	0:15:01.81 9	13	0:07:48.41	17		<b>1:00:59.74</b>	+0:05:12.75
11	527	JOYE Cameron	 USA.1998.21721	0:07:56.01 0:04:33.12	9	0:09:14.58 0:16:59.56	13	0:14:40.48 20	9	0:07:46.11	14		<b>1:01:09.86</b>	+0:05:22.87
12	528	WILSON Tom	 GBR.2000.22553	0:08:10.21 0:04:55.98	17	0:09:09.45 0:16:41.55	11	0:15:02.60 16	14	0:07:39.10	11		<b>1:01:38.89</b>	+0:05:51.90
13	526	OHRN Andreas	 NOR.1999.22549	0:07:57.42 0:04:42.83	10	0:09:16.55 0:16:17.47	14	0:15:48.14 11	22	0:08:06.66	29		<b>1:02:09.07</b>	+0:06:22.08
14	531	PALUDETTO Roberto CMC Cycling Experience	 ITA.2000.21872	0:08:19.12 0:04:35.69	24	0:09:28.46 0:16:33.75	19	0:15:31.24 13	17	0:07:54.63	23		<b>1:02:22.89</b>	+0:06:35.90
15	520	SCCELLIER Alexandre	 FRA.1999.22547	0:08:23.55 0:04:26.64	27	0:09:19.80 0:16:38.73	15	0:15:56.22 15	24	0:07:38.74	10		<b>1:02:23.68</b>	+0:06:36.69
16	521	FRANCK Gilles	 BEL.2000.22291	0:08:14.95 0:04:34.43	22	0:09:33.50 0:16:33.52	21	0:15:53.12 12	23	0:07:49.12	18		<b>1:02:38.64</b>	+0:06:51.65
17	530	FEJER Max Team Dorrong Enduro	 AUT.2000.21703	0:08:28.14 0:04:47.01	30	0:09:47.28 0:16:36.44	27	0:15:15.12 14	16	0:07:51.38	21		<b>1:02:45.37</b>	+0:06:58.38
18	522	BARICH Leopold	 GER.1998.22342	0:08:11.27 0:04:36.45	19	0:09:25.40 0:16:44.35	17	0:16:23.78 17	31	0:07:47.71	16		<b>1:03:08.96</b>	+0:07:21.97
19	510	PESTAK Martin	 CZE.2000.22245	0:08:25.21 0:04:41.83	29	0:09:37.94 0:16:53.14	24	0:15:39.43 19	18	0:07:57.96	24		<b>1:03:15.51</b>	+0:07:28.52

# Black Hole Enduro Petzen/Jamnica

Petzen - Jamnica, Austria/Slovenia

June 30 - July 1, 2018



## RESULTS OVERALL

Pos	Plate	Name Team	Nat EWS number	Stage 1 Stage 5	Pos	Stage 2 Stage 6	Pos	Stage 3 Pos	Pos	Stage 4	Pos	Penalties	Time	Gap
<b>MEN   Under 21</b>														
20	518	ADAMI Maxim	 CZE.2001.22512	0:08:13.62 0:04:48.68	20 26	0:09:38.39 0:16:48.67	25 18	0:16:01.84	25	0:07:46.11	14		<b>1:03:17.31</b>	+0:07:30.32
21	525	JONSSON Sharjah	 RSA.1999.22749	0:08:10.90 0:04:38.48	18 19	0:09:35.16 0:17:07.33	23 21	0:16:04.84	26	0:07:44.35	13		<b>1:03:21.06</b>	+0:07:34.07
22	541	PORUBAN Kristian	SLK	0:08:29.83 0:04:33.55	31 14	0:09:55.35 0:17:30.14	29 26	0:15:15.08	15	0:08:06.93	30		<b>1:03:50.88</b>	+0:08:03.89
23	544	ROTA Matteo		0:08:24.35 0:04:44.99	28 24	0:10:00.18 0:17:13.08	30 23	0:16:06.19	27	0:07:53.43	22		<b>1:04:22.22</b>	+0:08:35.23
24	535	IVARTNIK David		0:08:05.37 0:04:41.01	14 20	0:09:33.21 0:18:41.31	20 33	0:15:41.37	19	0:08:00.90	26		<b>1:04:43.17</b>	+0:08:56.18
25	533	DREOSI Michele		0:08:22.81 0:05:01.78	25 30	0:09:45.85 0:17:13.38	26 24	0:16:41.49	32	0:08:04.93	28		<b>1:05:10.24</b>	+0:09:23.25
26	545	ADOBATI Denir		0:08:33.30 0:04:55.21	32 27	0:09:53.48 0:17:25.89	28 25	0:16:21.44	29	0:08:26.58	33		<b>1:05:35.90</b>	+0:09:48.91
27	546	FELICE Manuel		0:08:58.73 0:05:09.07	37 32	0:10:11.78 0:17:49.43	31 28	0:16:21.36	28	0:08:24.62	32		<b>1:06:54.99</b>	+0:11:08.00
28	534	SMOLNIKAR Jakob		0:08:23.54 0:07:01.06	26 36	0:10:31.78 0:17:31.85	33 27	0:15:42.02	20	0:08:03.85	27		<b>1:07:14.10</b>	+0:11:27.11
29	507	SELF Daniel	 NZL.1998.21834	0:08:02.68 0:04:30.06	12 12	0:09:02.06 0:23:30.65	9 35	0:14:43.31	10	0:07:32.07	9		<b>1:07:20.83</b>	+0:11:33.84
30	515	DEVLIN Jack	 IRL.1999.22985	0:07:57.49 0:04:33.60	11 15	0:08:59.60 0:17:11.95	7 22	0:21:11.30	40	0:07:40.27	12		<b>1:07:34.21</b>	+0:11:47.22
31	529	GARCIA SANCHEZ Tomas	 ESP.1998.22341	0:09:04.45 0:05:11.88	38 34	0:11:09.15 0:18:00.54	37 30	0:17:16.38	35	0:08:27.59	34		<b>1:09:09.99</b>	+0:13:23.00
32	524	KRISTENSEN Joel	 AUS.1998.21469	0:08:34.94 0:04:59.24	33 29	0:10:51.41 0:18:12.58	34 31	0:18:31.32	38	0:08:21.77	31		<b>1:09:31.26</b>	+0:13:44.27
33	543	LAZAR Rok		0:08:54.34 0:05:09.04	36 31	0:11:25.13 0:17:55.70	38 29	0:17:26.75	36	0:09:10.71	37		<b>1:10:01.67</b>	+0:14:14.68
34	536	PAVLOV Simeon		0:09:28.17 0:05:10.36	39 33	0:12:20.33 0:18:16.35	39 32	0:18:13.71	37	0:09:01.27	35		<b>1:12:30.19</b>	+0:16:43.20
35	537	LEGRAND Maxime		0:08:54.18 0:05:23.01	35 35	0:10:58.47 0:19:14.81	35 34	0:19:04.48	39	0:09:02.51	36		<b>1:12:37.46</b>	+0:16:50.47

# Black Hole Enduro Petzen/Jamnica

Petzen - Jamnica, Austria/Slovenia

June 30 - July 1, 2018



## RESULTS OVERALL

Pos	Plate	Name Team	Nat EWS number	Stage 1 Stage 5	Pos Pos	Stage 2 Stage 6	Pos Pos	Stage 3 Pos	Pos	Stage 4 Pos	Pos	Penalties	Time	Gap
<b>MEN   Under 21</b>														
DNF	519	FRESQUET Axel	 FRA.1998.23081	0:07:54.36 <u>0:04:12.96</u>	8 1	0:09:28.26 <u>0:16:31.37</u>	18 1	0:14:26.48 <u>0:15:17.50</u>	6	0:07:18.43	5			
DNF	517	MCILROY Benjamin	 AUS.1999.22759	0:08:06.64	15	0:09:34.89	22	0:15:43.29	21	0:07:50.52	20			
DNF	501	NASON Duncan Yeti Fox Shox Factory Racing Team	 USA.1999.21709	0:08:14.17	21	0:11:01.16	36	0:16:22.41	30					
DNF	538	DUBILIER Tate		0:10:10.26	41	0:12:29.68	40	0:16:59.22	33					
DNF	540	FREUDENBERG Philipp		0:08:43.57	34	0:10:13.97	32	0:17:16.09	34					
DNF	523	WEIGEL Maximilian	 GER.2001.23205	0:09:52.79	40									
DNS	542	BERGINC Matic												
DNS	516	HOLE Daniel Woody Hope Factory Racing	 GBR.1999.21647											
<b>WOMEN</b>														
1	1	RAVANEL Cecile Commençal Vallnord Enduro Racing Team	 FRA.1981.21884	0:08:32.87 <u>0:04:40.83</u>	1 1	0:09:57.31 <u>0:16:31.37</u>	1 1	0:15:17.50 <u>0:15:17.50</u>	1	0:08:07.12	2		<b>1:03:07.00</b>	
2	2	COURDURIER Isabeau Intense Mavic Collective	 FRA.1994.21731	0:08:48.95 0:04:55.41	5 4	0:10:33.32 0:17:22.57	6 3	0:16:00.38	2	<u>0:07:57.61</u>	1		<b>1:05:38.24</b>	+0:02:31.24
3	402	BROWN Casey Trek Factory Racing	 CAN.1990.21725	0:09:04.56 0:05:02.20	9 8	0:10:28.73 0:17:10.60	3 2	0:16:07.25	3	0:08:15.54	3		<b>1:06:08.88</b>	+0:03:01.88
4	404	PUGIN Melanie Miranda Racing Team	 FRA.1990.21693	0:08:46.48 0:04:50.08	3 2	0:09:58.46 0:17:45.08	2 7	0:16:43.60	7	0:08:16.48	4		<b>1:06:20.18</b>	+0:03:13.18
5	6	THOMA Ines Canyon Factory Enduro Team	 GER.1989.21750	0:08:59.21 0:05:05.13	8 10	0:10:28.94 0:17:38.51	4 6	0:16:14.51	4	0:08:29.82	9		<b>1:06:56.12</b>	+0:03:49.12
6	3	WINTON Katy Trek Factory Racing	 GBR.1993.21730	0:08:35.46 0:04:51.94	2 3	0:11:35.33 0:17:27.82	20 4	0:16:16.06	5	0:08:37.59	11		<b>1:07:24.20</b>	+0:04:17.20
7	10	MORRISON Raewyn Giant Factory Off-Road Team	 NZL.1989.21630	0:08:47.06 0:05:01.49	4 7	0:10:32.77 0:17:57.44	5 9	0:16:55.27	9	0:08:22.38	7		<b>1:07:36.41</b>	+0:04:29.41

# Black Hole Enduro Petzen/Jamnica

Petzen - Jamnica, Austria/Slovenia

June 30 - July 1, 2018



## RESULTS OVERALL

Pos	Plate	Name Team	Nat EWS number	Stage 1 Stage 5	Pos	Stage 2 Stage 6	Pos	Stage 3 Pos	Pos	Stage 4	Pos	Penalties	Time	Gap
<b>WOMEN</b>														
8	7	KOREM Noga GT Factory Racing	 ISR.1991.21660	0:08:51.83 0:05:02.60	6	0:10:44.34 0:17:34.65	7	0:17:00.31 5	12	0:08:32.75	10		<b>1:07:46.48</b>	+0:04:39.48
9	406	LANTHIER NADEAU Andreane Rocky Mountain Enduro Team	 CAN.1993.21609	0:09:14.04 0:04:56.44	16	0:11:03.97 0:17:46.12	13	0:16:55.50 8	10	0:08:19.56	6		<b>1:08:15.63</b>	+0:05:08.63
10	4	GEHRIG Anita Norco Twins Racing	 SUI.1987.21718	0:08:58.60 0:05:10.15	7	0:10:48.89 0:18:13.48	9	0:16:47.63 12	8	0:08:29.61	8		<b>1:08:28.36</b>	+0:05:21.36
11	407	ESPINEIRA Flow CHI.1992.22941	 CHI.1992.22941	0:09:08.83 0:05:09.57	14	0:10:58.66 0:18:29.92	12	0:17:05.35 14	13	0:08:41.42	13		<b>1:09:33.75</b>	+0:06:26.75
12	9	COOK Becky Orbea Enduro Team	 GBR.1986.21664	0:09:06.57 0:05:09.47	11	0:11:26.03 0:18:07.68	18	0:17:08.30 10	14	0:08:39.52	12		<b>1:09:37.57</b>	+0:06:30.57
13	409	DUVERT Julie Ibis Cycles Enduro Race Team	 FRA.1996.21719	0:09:07.77 0:05:17.53	12	0:11:04.74 0:18:21.84	14	0:16:58.08 13	11	0:08:48.06	14		<b>1:09:38.02</b>	+0:06:31.02
14	410	CHARLES Estelle FRA.1997.22205	 FRA.1997.22205	0:09:08.21 0:05:10.03	13	0:10:53.88 0:18:54.54	11	0:17:29.06 17	15	0:09:29.24	23		<b>1:11:04.96</b>	+0:07:57.96
15	403	BEERTEN Anneke Alchemy Bicycles Factory Racing	 NED.1982.21807	0:09:29.90 0:05:22.78	19	0:11:17.30 0:18:11.31	15	0:18:00.47 11	16	0:09:09.82	20		<b>1:11:31.58</b>	+0:08:24.58
16	8	BARAONA Bex Ibis Cycles Enduro Race Team	 GBR.1989.21715	0:09:14.30 0:04:58.26	17	0:10:46.77 0:21:43.59	8	0:16:32.25 26	6	0:08:19.20	5		<b>1:11:34.37</b>	+0:08:27.37
17	408	PAGEAU Rachel Unior Devinci Factory Racing	 CAN.1995.21742	0:09:14.51 0:05:23.32	18	0:11:24.49 0:18:41.66	16	0:18:11.51 15	17	0:09:01.87	16		<b>1:11:57.36</b>	+0:08:50.36
18	416	SCHWENK Theresia GER.1995.23042	 GER.1995.23042	0:09:04.66 0:05:29.10	10	0:10:53.42 0:19:21.38	10	0:18:14.30 20	18	0:09:22.45	21		<b>1:12:25.31</b>	+0:09:18.31
19	415	MARCHAL Alexandra BEL.1991.22790	 BEL.1991.22790	0:09:11.95 0:05:27.29	15	0:11:31.13 0:19:07.01	19	0:18:51.75 18	22	0:09:03.92	17		<b>1:13:13.05</b>	+0:10:06.05
20	411	GALLEAN Chloe Team Lapierre	 FRA.1994.21676	0:09:45.18 0:05:09.63	24	0:12:09.86 0:19:09.47	25	0:18:23.51 19	20	0:08:56.26	15		<b>1:13:33.91</b>	+0:10:26.91
21	413	PICTON Leonie AUS.1986.22420	 AUS.1986.22420	0:09:32.08 0:05:37.19	20	0:12:08.97 0:18:42.95	24	0:19:11.09 16	23	0:09:08.86	19		<b>1:14:21.14</b>	+0:11:14.14
22	417	WIEDENROTH Sofia GER.1995.24544	 GER.1995.24544	0:09:40.10 0:05:41.88	23	0:11:48.71 0:19:42.34	22	0:18:21.73 21	19	0:09:07.46	18		<b>1:14:22.22</b>	+0:11:15.22
23	420	DRENGUBAKOVA Andrea CZE.1990.22278	 CZE.1990.22278	0:09:35.97 0:05:21.67	21	0:11:24.73 0:20:39.79	17	0:18:25.60 25	21	0:09:35.58	24		<b>1:15:03.34</b>	+0:11:56.34

# Black Hole Enduro Petzen/Jamnica

Petzen - Jamnica, Austria/Slovenia

June 30 - July 1, 2018

## RESULTS OVERALL

Pos	Plate	Name Team	Nat EWS number	Stage 1 Stage 5	Pos	Stage 2 Stage 6	Pos	Stage 3 Pos	Pos	Stage 4	Pos	Penalties	Time	Gap
<b>WOMEN</b>														
24	401	GILL Martha	 GBR.1997.22469	0:09:56.04 0:05:32.14	25 22	0:12:08.47 0:20:21.65	23 23	0:20:17.94	24	0:09:23.61	22		<b>1:17:39.85</b>	+0:14:32.85
25	419	NESTLEROVA Fejola Stepanka	 CZE.1985.21761	0:10:17.43 0:06:17.76	26 26	0:12:34.96 0:20:30.77	26 24	0:20:28.05	25	0:10:28.78	26		<b>1:20:37.75</b>	+0:17:30.75
26	412	KJ SHARP Hope Factory Racing	 GBR.1994.21662	0:09:39.25 0:05:40.14	22 24	0:11:38.21 0:20:11.87	21 22	0:24:35.51	26	0:09:44.82	25		<b>1:21:29.80</b>	+0:18:22.80
DNF	426	KANSIKAS Jasmin		0:12:42.03	27	0:20:07.50	27					0:01:00.00		
DNS	421	GRINDHEIM Alice	 NOR.1988.22860											
DNS	427	BERNHARD Petra												
DNS	425	COSTA Carolina												
DNS	418	DETHLEFSEN Eva	 DEN.1991.21720											
<b>WOMEN   Master 35+</b>														
1	702	MULDOON Michelle	 IRL.1980.22263	0:09:52.85 <u>0:05:38.03</u>	2 1	0:12:30.09 0:19:02.82	2 2	<u>0:19:46.14</u>	1	<u>0:09:27.33</u>	1		<b>1:16:17.26</b>	
2	704	BRAUMANN Birgit	 AUT.1973.22833	<u>0:09:41.77</u> 0:06:00.11	1 3	<u>0:12:01.37</u> 0:18:55.01	1 1	0:19:54.67	2	0:09:47.39	2		<b>1:16:20.32</b>	+0:00:03.06
3	701	MCCONNELOUG Mary	 USA.1971.22390	0:10:18.64 0:06:20.62	3 4	0:12:53.79 0:21:13.85	4 4	0:20:06.95	3	0:10:22.05	4		<b>1:21:15.90</b>	+0:04:58.64
4	708	VACKER Suvi	 FIN.1983.23011	0:10:30.33 0:05:45.50	4 2	0:12:37.29 0:21:10.65	3 3	0:21:15.81	4	0:10:08.04	3		<b>1:21:27.62</b>	+0:05:10.36
5	703	OLETRA Hanna	 SWE.1977.21765	0:11:31.24 0:06:50.29	6 6	0:13:51.86 0:21:35.89	5 5	0:22:20.24	5	0:11:26.22	5		<b>1:27:35.74</b>	+0:11:18.48
6	707	REPKIN Yulia	 ISR.1978.22006	0:11:25.42 0:06:33.91	5 5	0:16:08.65 0:22:41.85	7 6	0:23:08.89	6	0:11:56.53	7		<b>1:31:55.25</b>	+0:15:37.99
7	706	LOBNIK Maja		0:11:52.04 0:07:15.39	7 7	0:15:01.29 0:23:34.61	6 7	0:23:42.76	7	0:11:46.21	6		<b>1:33:12.30</b>	+0:16:55.04




# Black Hole Enduro Petzen/Jamnica

Petzen - Jamnica, Austria/Slovenia

June 30 - July 1, 2018



## RESULTS OVERALL

Pos	Plate	Name Team	Nat EWS number	Stage 1 Stage 5	Pos Pos	Stage 2 Stage 6	Pos Pos	Stage 3	Pos	Stage 4	Pos	Penalties	Time	Gap
<b>WOMEN   Under 21</b>														
1	601	CONOLLY Ella	 GBR.1998.21859	0:09:17.42 <u>0:05:12.41</u>	2 1	0:11:01.40 0:17:55.15	2 2	<u>0:17:10.82</u>	1	<u>0:08:29.08</u>	1		<b>1:09:06.28</b>	
2	602	DOBNIG Yana	 AUT.1999.22678	<u>0:08:58.50</u> 0:05:18.16	1 2	<u>0:10:49.19</u> 0:17:52.58	1 1	0:17:38.23	2	0:08:35.34	2		<b>1:09:12.00</b>	+0:00:05.72
3	603	LAWTON Abigale	 GBR.1998.22765	0:13:31.45 <u>0:07:41.92</u>	3 3	0:19:05.93 0:25:36.96	3 3	0:28:39.88	3	0:14:35.68	3		<b>1:49:11.82</b>	+0:40:05.54

## Penalties

<b>Plate</b>	<b>Name</b>	<b>Penalty</b>	<b>Details</b>
178	Christian YAP	00:05:00	Late start S3
426	Jasmin KANSIKAS	00:01:00	Late start S1