

La Thuile Enduro World Series #5

La Thuile, Italy
July 21 - 22, 2018


RESULTS OVERALL

Pos	Plate	Name Team	Nat EWS number	Stage 1 Stage 5	Pos Pos	Stage 2 Stage 6	Pos Pos	Stage 3 Stage 7	Pos Pos	Stage 4	Pos	Penalties	Time	Gap
MEN														
1	1	HILL Samuel Chain Reaction Cycles Mavic	 AUS.1985.21775	0:09:42.44 0:09:17.84	1 2	0:08:17.70 0:00:29.80	1 64	0:09:05.81 0:11:02.26	1 4	0:11:57.42	2		0:59:53.27	
2	6	MAES Martin GT Factory Racing	 BEL.1997.21636	0:10:03.53 0:09:16.50	4 1	0:08:24.08 0:00:28.46	5 6	0:09:17.15 0:10:47.02	3 1	0:11:49.68	1		1:00:06.42	+0:00:13.15
3	23	MASTERS Eddie Rocky Mountain/Race Face Enduro Team	 NZL.1989.22590	0:09:54.85 0:09:31.40	3 8	0:08:20.89 0:00:28.44	3 5	0:09:14.19 0:11:02.92	2 5	0:12:01.16	3		1:00:33.85	+0:00:40.58
4	12	MELAMED Jesse Rocky Mountain/Race Face Enduro Team	 CAN.1992.21596	0:10:06.13 0:09:28.42	7 6	0:08:21.92 0:00:28.99	4 20	0:09:24.77 0:11:07.14	6 9	0:12:16.22	13		1:01:13.59	+0:01:20.32
5	5	OTON Damien Unior Devinci Factory Racing	 FRA.1987.21728	0:10:04.92 0:09:25.12	6 4	0:08:38.62 0:00:29.23	18 27	0:09:24.37 0:11:07.05	5 8	0:12:08.67	5		1:01:17.98	+0:01:24.71
6	13	LAPEYRIE Thomas Orbea Enduro Team	 FRA.1990.21601	0:10:08.90 0:09:23.33	9 3	0:08:36.63 0:00:28.93	15 18	0:09:33.13 0:10:59.75	13 3	0:12:08.16	4		1:01:18.83	+0:01:25.56
7	22	DENIAUD Youn Canyon Factory Enduro Team	 FRA.1996.22994	0:09:52.91 0:09:28.99	2 7	0:08:40.97 0:00:28.66	25 8	0:09:36.91 0:11:13.44	16 15	0:12:09.04	6		1:01:30.92	+0:01:37.65
8	35	BARELLI Yoann Commencal Vallnord Enduro Racing	 FRA.1985.21889	0:10:09.20 0:09:31.80	11 9	0:08:35.51 0:00:28.29	13 3	0:09:24.82 0:11:11.19	7 11	0:12:15.49	12		1:01:36.30	+0:01:43.03
9	7	NICOLAI Florian Canyon Factory Enduro Team	 FRA.1993.21749	0:10:14.40 0:09:34.75	15 10	0:08:26.81 0:00:28.71	8 10	0:09:38.56 0:11:03.15	21 6	0:12:11.79	9		1:01:38.17	+0:01:44.90
10	19	BORGES Jose Miranda Racing Team	 POR.1990.21669	0:10:27.67 0:09:27.25	32 5	0:08:25.76 0:00:28.38	6 4	0:09:31.58 0:11:06.70	11 7	0:12:13.26	10		1:01:40.60	+0:01:47.33
11	37	BAILLY-MAITRE Francois Canyon Factory Enduro Team	 FRA.1985.22735	0:10:21.28 0:09:38.57	25 12	0:08:26.33 0:00:29.43	7 40	0:09:45.05 0:11:09.73	26 10	0:12:11.69	8		1:02:02.08	+0:02:08.81
12	21	TORDO Dimitri Canyon Factory Enduro Team	 FRA.1993.21764	0:10:12.38 0:09:40.87	13 18	0:08:38.67 0:00:29.57	19 51	0:09:25.72 0:11:15.89	8 20	0:12:26.78	28		1:02:09.88	+0:02:16.61
13	3	CALLAGHAN Gregory Cube Action Team	 IRL.1991.21827	0:10:04.38 0:09:53.78	5 30	0:08:34.69 0:00:29.23	12 27	0:09:38.34 0:11:15.44	20 19	0:12:17.17	14		1:02:13.03	+0:02:19.76
14	24	CUNNINGHAM Ruaridh Trek Factory Racing	 GBR.1989.21679	0:10:19.56 0:09:39.84	21 13	0:08:41.48 0:00:29.49	26 48	0:09:18.70 0:11:13.97	4 17	0:12:32.60	33		1:02:15.64	+0:02:22.37
15	102	BLENKINSOP Samuel Canyon Factory Enduro Team	 NZL.1988.22530	0:10:14.43 0:09:55.51	16 32	0:08:29.61 0:00:28.73	9 12	0:09:50.08 0:10:59.19	34 2	0:12:22.15	20		1:02:19.70	+0:02:26.43
16	14	BARNES Joe Canyon Factory Enduro Team	 GBR.1989.21748	0:10:08.99 0:09:40.40	10 14	0:08:51.65 0:00:29.43	50 40	0:09:32.45 0:11:22.12	12 28	0:12:17.89	15		1:02:22.93	+0:02:29.66

La Thuile Enduro World Series #5

La Thuile, Italy
July 21 - 22, 2018

RESULTS OVERALL

Pos	Plate	Name Team	Nat EWS number	Stage 1 Stage 5	Pos Pos	Stage 2 Stage 6	Pos Pos	Stage 3 Stage 7	Pos Pos	Stage 4	Pos	Penalties	Time	Gap
MEN														
17	8	GAUVIN Remi Rocky Mountain/Race Face Enduro Team	 CAN.1992.21624	0:10:32.76 0:09:40.73	35 17	0:08:42.19 0:00:28.52	27 7	0:09:37.57 0:11:21.12	18 26	0:12:11.64	7		1:02:34.53	+0:02:41.26
18	33	NATION Joseph	 NZL.1989.21670	0:10:19.60 0:09:42.76	22 19	0:08:43.86 0:00:29.18	31 25	0:09:39.90 0:11:23.11	24 30	0:12:22.57	21		1:02:40.98	+0:02:47.71
19	36	JOHNSON Leigh	 GBR.1996.22603	0:10:12.55 0:10:17.49	14 70	0:08:48.96 0:00:29.24	45 31	0:09:29.22 0:11:15.35	9 18	0:12:23.97	24		1:02:56.78	+0:03:03.51
20	53	PAULHAN Romain	 FRA.1988.22706	0:10:35.63 0:09:34.79	40 11	0:08:33.68 0:00:28.83	11 14	0:09:38.28 0:11:19.07	19 24	0:12:46.82	48		1:02:57.10	+0:03:03.83
21	26	JOHANSEN Zakarias Blom Cube Action Team	 NOR.1992.21863	0:10:24.74 0:09:48.02	30 27	0:08:44.28 0:00:29.47	34 44	0:09:55.13 0:11:18.58	43 23	0:12:23.86	23		1:03:04.08	+0:03:10.81
22	17	OSBORNE Marco Cannondale	 USA.1992.21762	0:10:19.09 0:09:57.57	20 35	0:08:55.54 0:00:30.08	55 79	0:09:39.51 0:11:22.31	22 29	0:12:21.10	18		1:03:05.20	+0:03:11.93
23	28	ROPELATO Mitch	 USA.1992.22734	0:10:23.10 0:09:43.70	27 22	0:08:37.41 0:00:28.70	16 9	0:10:05.12 0:11:23.62	63 31	0:12:24.85	25		1:03:06.50	+0:03:13.23
24	34	WILDHABER Gustav Cube Action Team	 SUI.1988.21848	0:10:26.70 0:09:46.95	31 26	0:08:39.55 0:00:29.13	23 23	0:09:47.11 0:11:36.12	29 49	0:12:22.10	19		1:03:07.66	+0:03:14.39
25	27	CARLSON Joshua Giant Factory Off-Road Team	 AUS.1986.21659	0:10:17.68 0:09:59.23	19 40	0:08:43.95 0:00:29.07	32 22	0:09:58.13 0:11:13.38	53 14	0:12:26.34	27		1:03:07.78	+0:03:14.51
26	9	SCOTT Mark Santa Cruz	 GBR.1993.21714	0:10:20.81 0:09:43.23	23 21	0:08:42.22 0:00:29.61	28 57	0:10:19.58 0:11:13.67	87 16	0:12:20.52	17		1:03:09.64	+0:03:16.37
27	32	NEER Shawn Yeti / Fox Shox Factory Race Team	 USA.1991.21712	0:10:23.14 0:09:44.59	28 24	0:08:48.37 0:00:29.59	44 55	0:09:44.38 0:11:26.81	25 37	0:12:32.99	35		1:03:09.87	+0:03:16.60
28	39	MIQUEL Kevin Sunn	 FRA.1991.21704	0:10:31.63 0:09:40.59	34 16	0:08:50.79 0:00:28.72	48 11	0:09:58.11 0:11:11.63	52 12	0:12:28.66	30		1:03:10.13	+0:03:16.86
29	62	CASADEI Nicola CMC Cycling Experience	 ITA.1989.21878	0:10:14.84 0:09:57.88	17 36	0:08:43.25 0:00:29.33	29 37	0:09:50.37 0:11:24.66	35 35	0:12:36.29	37		1:03:16.62	+0:03:23.35
30	41	PERSAK Vid	 SLO.1996.22810	0:10:17.10 0:09:45.41	18 25	0:08:38.92 0:00:29.58	21 52	0:09:53.68 0:11:29.26	39 40	0:12:44.58	44		1:03:18.53	+0:03:25.26
31	46	WALKER Matthew Cube Action Team	 NZL.1990.21846	0:10:43.60 0:09:58.09	48 38	0:08:38.92 0:00:29.28	21 33	0:10:04.54 0:11:12.67	61 13	0:12:23.12	22		1:03:30.22	+0:03:36.95
32	52	BRYCELAND Joshua	 GBR.1990.22732	0:10:09.74 0:10:15.96	12 65	0:08:48.16 0:00:29.82	43 66	0:09:48.44 0:11:28.59	31 39	0:12:33.59	36		1:03:34.30	+0:03:41.03

La Thuile Enduro World Series #5

La Thuile, Italy
July 21 - 22, 2018







RESULTS OVERALL

Pos	Plate	Name Team	Nat EWS number	Stage 1 Stage 5	Pos	Stage 2 Stage 6	Pos	Stage 3 Stage 7	Pos	Stage 4	Pos	Penalties	Time	Gap
MEN														
33	40	CHAPUIS Maxime	 SUI.1994.22784	0:10:35.55 0:09:57.98	39 37	0:08:33.61 0:00:29.80	10 64	0:10:04.90 0:11:22.01	62 27	0:12:32.61	34		1:03:36.46	+0:03:43.19
34	31	SERVANT Camille	 FRA.1994.22691	0:10:36.12 0:09:40.51	41 15	0:08:45.43 0:00:29.48	36 46	0:09:53.72 0:11:37.39	40 50	0:12:45.82	46		1:03:48.47	+0:03:55.20
35	121	BERTA Matteo	 ITA.1995.21891	0:10:34.79 0:10:07.95	37 48	0:08:40.46 0:00:29.56	24 50	0:09:39.75 0:11:30.54	23 44	0:12:39.82	40	0:00:10.00	1:03:52.87	+0:03:59.60
36	57	GRANT Kelan Chain Reaction Cycles Mavic	 IRL.1993.21773	0:10:46.12 0:09:51.86	50 29	0:08:46.53 0:00:29.30	38 35	0:10:08.29 0:11:23.86	67 32	0:12:28.47	29		1:03:54.43	+0:04:01.16
37	42	GARAY Iago Santa Cruz	 ESP.1991.21707	0:10:47.53 0:09:43.79	52 23	0:08:46.70 0:00:29.92	39 71	0:10:32.43 0:11:19.69	106 25	0:12:15.00	11		1:03:55.06	+0:04:01.79
38	69	MADEREGGER Kevin	 AUT.1997.22808	0:10:29.97 0:10:11.13	33 50	0:08:44.63 0:00:31.69	35 160	0:09:56.09 0:11:30.37	45 43	0:12:37.30	38		1:04:01.18	+0:04:07.91
39	103	GEORGES Pierre Charles	 FRA.1986.23057	0:10:38.91 0:10:06.18	42 45	0:08:47.63 0:00:30.17	42 84	0:09:35.52 0:11:38.71	14 53	0:12:49.62	49		1:04:06.74	+0:04:13.47
40	47	TEXTOR Christian	 GER.1990.22845	0:10:47.53 0:10:00.61	52 41	0:08:46.50 0:00:29.59	37 55	0:10:00.18 0:11:29.78	54 41	0:12:39.13	39		1:04:13.32	+0:04:20.05
41	29	BURNS CONTRERAS Pedro Trek Factory Racing	 CHI.1997.21729	0:10:41.51 0:09:58.17	45 39	0:08:52.40 0:00:29.82	51 66	0:09:55.17 0:11:39.76	44 56	0:12:42.95	42		1:04:19.78	+0:04:26.51
42	127	BLAIR Lachlan	 GBR.1995.21426	0:10:32.85 0:10:12.18	36 54	0:08:56.87 0:00:30.28	57 90	0:09:48.66 0:11:38.92	32 54	0:12:57.06	61		1:04:36.82	+0:04:43.55
43	44	WRIGHT Keegan Unior Devinci Factory Racing	 NZL.1996.21734	0:10:40.62 0:10:12.71	43 55	0:08:47.00 0:00:36.01	40 199	0:10:06.61 0:11:24.27	64 33	0:12:50.09	50		1:04:37.31	+0:04:44.04
44	45	VEZINA Mckay Giant Factory Off-Road Team	 CAN.1995.21632	0:11:11.22 0:09:55.61	81 33	0:08:37.88 0:00:29.67	17 59	0:10:43.32 0:11:25.72	122 36	0:12:25.78	26		1:04:49.20	+0:04:55.93
45	89	BENOIT Clement Chamrousse URGE bp Enduro Team	 FRA.1991.21770	0:11:04.96 0:10:02.12	73 42	0:08:49.65 0:00:29.30	47 35	0:10:09.25 0:11:34.09	69 46	0:12:42.52	41		1:04:51.89	+0:04:58.62
46	66	STONIG Matthias	 AUT.1989.21580	0:10:41.00 0:10:07.11	44 46	0:09:10.99 0:00:29.28	87 33	0:10:07.59 0:11:34.89	65 47	0:12:44.63	45		1:04:55.49	+0:05:02.22
47	116	OGET Ludovic	 FRA.1993.22561	0:10:49.45 0:10:13.00	55 56	0:08:59.67 0:00:28.78	63 13	0:09:49.19 0:11:43.89	33 60	0:12:51.99	55		1:04:55.97	+0:05:02.70
48	68	SHAW Samuel	 NZL.1992.22931	0:10:58.09 0:10:13.86	63 57	0:08:49.59 0:00:30.79	46 119	0:10:00.46 0:11:33.27	55 45	0:12:52.67	58		1:04:58.73	+0:05:05.46

La Thuile Enduro World Series #5

La Thuile, Italy
July 21 - 22, 2018

RESULTS OVERALL

Pos	Plate	Name Team	Nat EWS number	Stage 1 Stage 5	Pos Pos	Stage 2 Stage 6	Pos Pos	Stage 3 Stage 7	Pos Pos	Stage 4	Pos	Penalties	Time	Gap
MEN														
49	145	PETER Stefan	 SUI.1992.23004	0:10:59.89 0:10:05.03	67 44	0:09:06.79 0:00:28.93	79 18	0:09:37.21 0:11:43.17	17 59	0:13:02.46	65		1:05:03.48	+0:05:10.21
50	67	PROCHYRA Jordan	 AUS.1994.21674	0:10:45.40 0:09:54.51	49 31	0:08:58.51 0:00:30.01	60 73	0:10:02.48 0:11:37.41	58 51	0:13:15.42	81		1:05:03.74	+0:05:10.47
51	75	CONNELL Joseph	 GBR.1994.21745	0:10:20.96 0:10:14.85	24 62	0:08:56.65 0:00:30.27	56 88	0:09:47.02 0:11:50.70	28 68	0:13:23.67	88		1:05:04.12	+0:05:10.85
52	56	PIEKARA Robert	 POL.1989.22383	0:10:35.49 0:10:11.42	38 51	0:08:54.58 0:00:30.02	52 74	0:10:09.61 0:11:52.92	71 72	0:12:52.03	56		1:05:06.07	+0:05:12.80
53	50	STUTTARD Mathew Hope Factory Racing	 GBR.1993.21661	0:10:50.40 0:10:14.22	56 59	0:09:00.02 0:00:30.20	64 85	0:10:19.46 0:11:30.35	86 42	0:12:46.09	47		1:05:10.74	+0:05:17.47
54	77	LUPATO Alex	 ITA.1989.22851	0:11:10.91 0:10:11.81	80 53	0:08:54.64 0:00:29.44	53 42	0:10:19.65 0:11:35.89	88 48	0:12:31.85	32		1:05:14.19	+0:05:20.92
55	206	ATWILL Philip	 GBR.1994.21745	0:11:11.60 0:10:15.59	82 63	0:09:07.18 0:00:29.58	81 52	0:09:29.62 0:11:39.14	10 55	0:13:08.05	75		1:05:20.76	+0:05:27.49
56	101	CHIANG Dan Sheng-Shan	 TPE.1994.22315	0:10:58.50 0:10:14.25	65 60	0:09:09.22 0:00:29.14	84 24	0:09:36.54 0:11:47.25	15 65	0:13:05.88	70		1:05:20.78	+0:05:27.51
57	54	SIMMONDS Matthew Cannondale	 GBR.1987.21760	0:11:15.93 0:09:50.90	89 28	0:09:37.22 0:00:27.75	133 1	0:09:45.79 0:11:24.47	27 34	0:12:59.72	63		1:05:21.78	+0:05:28.51
58	200	OSTROSKI Peter Rocky Mountain/Race Face Enduro Team	 USA.1989.21717	0:11:16.53 0:10:18.36	90 72	0:08:55.30 0:00:30.61	54 111	0:10:01.09 0:11:49.57	57 67	0:12:50.79	51		1:05:42.25	+0:05:48.98
59	71	LUTHI Patrick	 SUI.1992.22607	0:11:15.41 0:10:04.55	88 43	0:08:44.11 0:00:28.86	33 16	0:10:12.75 0:11:55.51	78 76	0:13:05.96	71		1:05:47.15	+0:05:53.88
60	201	GALLAGHER Kenta Polygon UR	 GBR.1992.21654	0:11:04.19 0:10:19.58	71 74	0:09:13.98 0:00:29.75	94 61	0:10:03.04 0:11:46.31	60 62	0:12:52.66	57		1:05:49.51	+0:05:56.24
61	106	SOUSSIGNE Julien	 BEL.1992.22812	0:11:06.49 0:10:11.58	74 52	0:09:04.80 0:00:29.00	71 21	0:09:53.30 0:12:09.55	37 91	0:13:07.25	73		1:06:01.97	+0:06:08.70
62	60	TORRALBA Gabriel Orbea Enduro Team	 ESP.1997.21633	0:11:00.79 0:10:43.16	68 108	0:08:58.01 0:00:32.27	58 178	0:10:10.68 0:11:47.62	74 66	0:12:51.19	53		1:06:03.72	+0:06:10.45
63	65	FERREIRO Antonio	 ESP.1990.22450	0:10:50.91 0:10:17.44	57 69	0:09:10.44 0:00:29.62	86 58	0:10:36.38 0:11:41.05	112 57	0:13:11.48	78		1:06:17.32	+0:06:24.05
64	72	TRABAC Elliot Scott SR Suntour Enduro Team	 FRA.1996.21710	0:11:56.85 0:10:22.85	134 80	0:08:36.08 0:00:29.47	14 44	0:09:50.39 0:11:50.80	36 69	0:13:11.42	77		1:06:17.86	+0:06:24.59

RESULTS OVERALL

Pos	Plate	Name Team	Nat EWS number	Stage 1 Stage 5	Pos Pos	Stage 2 Stage 6	Pos Pos	Stage 3 Stage 7	Pos Pos	Stage 4	Pos	Penalties	Time	Gap
MEN														
65	79	FRANCARDO Tommaso	 ITA.1997.22813	0:10:41.61 0:10:30.23	46 93	0:09:00.30 0:00:30.43	65 98	0:09:57.51 0:12:13.48	49 98	0:13:25.00	90		1:06:18.56	+0:06:25.29
66	147	WIDMER Mirco	 SUI.1990.22314	0:11:02.67 0:10:14.46	69 61	0:09:06.61 0:00:28.85	78 15	0:09:57.76 0:12:04.67	50 87	0:13:24.10	89		1:06:19.12	+0:06:25.85
67	76	SANTOS Dillon Ibis Cycles Enduro Race Team	 USA.1996.21613	0:11:11.99 0:10:24.05	84 83	0:09:06.92 0:00:30.15	80 81	0:10:16.57 0:11:45.23	82 61	0:13:06.26	72		1:06:21.17	+0:06:27.90
68	207	MCMILLAN David		0:11:50.09 0:10:15.64	125 64	0:09:06.35 0:00:29.76	77 62	0:10:11.61 0:11:54.78	76 74	0:12:51.52	54		1:06:39.75	+0:06:46.48
69	107	DANIELS Nicolas	 BEL.1994.22811	0:11:10.88 0:10:28.38	79 89	0:09:07.29 0:00:28.91	82 17	0:10:09.36 0:12:00.43	70 83	0:13:15.77	82		1:06:41.02	+0:06:47.75
70	70	TEJCHMAN Premek	 CZE.1988.22389	0:11:10.31 0:10:16.22	78 66	0:09:05.32 0:00:29.38	74 39	0:10:50.69 0:11:46.39	134 63	0:13:05.28	69		1:06:43.59	+0:06:50.32
71	120	PESENTI Marcello	 ITA.1994.21853	0:11:52.49 0:10:09.11	128 49	0:08:58.28 0:00:32.77	59 185	0:11:00.98 0:11:27.13	147 38	0:12:43.63	43		1:06:44.39	+0:06:51.12
72	93	RONZON Erwin CMC Cycling Experience	 ITA.1997.21868	0:10:54.06 0:10:21.89	59 77	0:09:30.41 0:00:29.34	122 38	0:09:57.06 0:12:15.25	48 101	0:13:17.89	85		1:06:45.90	+0:06:52.63
73	99	AUSTERMUHLE Ian Hope Factory Racing	 GBR.1980.21590	0:11:13.92 0:10:33.69	86 99	0:09:05.26 0:00:31.13	73 137	0:09:53.88 0:11:58.61	41 81	0:13:31.43	102		1:06:47.92	+0:06:54.65
74	155	HARVEY Connor	 NZL.1995.23338	0:11:52.32 0:10:20.83	127 76	0:09:06.07 0:00:31.13	76 137	0:09:56.28 0:11:52.96	46 73	0:13:09.64	76		1:06:49.23	+0:06:55.96
75	84	LEWIS Joshua Santa Cruz	 GBR.1993.21705	0:10:59.15 0:10:20.12	66 75	0:09:18.99 0:00:31.23	101 145	0:10:10.49 0:12:14.69	73 100	0:13:17.63	84		1:06:52.30	+0:06:59.03
76	74	POMBO Emanuel	 POR.1987.22112	0:10:23.27 0:10:16.85	29 68	0:08:47.50 0:00:29.48	41 46	0:12:23.58 0:11:38.48	193 52	0:12:56.84	59		1:06:56.00	+0:07:02.73
77	43	KEENE Curtis Specialized Racing	 USA.1979.21699	0:11:41.01 0:10:16.25	113 67	0:09:02.91 0:00:29.54	69 49	0:11:40.31 0:11:18.17	176 22	0:12:29.35	31		1:06:57.54	+0:07:04.27
78	209	NEWELL Jake		0:11:32.07 0:10:22.94	107 81	0:09:04.37 0:00:30.05	70 76	0:10:00.46 0:11:59.31	55 82	0:13:33.57	108		1:07:02.77	+0:07:09.50
79	123	SANZ CASADEVALL Guillem	 ESP.1996.21780	0:11:04.52 0:10:29.72	72 91	0:09:16.49 0:00:30.26	98 87	0:10:49.92 0:11:55.27	133 75	0:12:56.91	60		1:07:03.09	+0:07:09.82
80	119	POLONI Tobia	 ITA.1991.21797	0:11:19.37 0:10:31.32	91 95	0:09:05.66 0:00:30.27	75 88	0:10:22.64 0:12:00.92	91 84	0:13:22.60	86		1:07:12.78	+0:07:19.51

La Thuile Enduro World Series #5

La Thuile, Italy
July 21 - 22, 2018














RESULTS OVERALL

Pos	Plate	Name Team	Nat EWS number	Stage 1 Stage 5	Pos	Stage 2 Stage 6	Pos	Stage 3 Stage 7	Pos	Stage 4	Pos	Penalties	Time	Gap
MEN														
81	83	EDGAR Brendon	 CAN.1985.23003	0:11:32.04	106	0:09:19.30	102	0:10:35.14	110	0:13:04.27	68		1:07:26.42	+0:07:33.15
				0:10:37.74	101	0:00:30.73	117	0:11:47.20	64					
82	144	PUTZENLECHNER Leonhard	 GER.1993.22199	0:10:56.87	62	0:09:14.93	95	0:10:10.82	75	0:13:31.10	100		1:07:26.64	+0:07:33.37
				0:10:33.02	97	0:00:30.41	93	0:12:29.49	123					
83	61	PONTAL Yannick	 FRA.1985.22511	0:11:03.94	70	0:09:15.72	97	0:10:56.33	141	0:13:51.03	126		1:07:48.49	+0:07:55.22
				0:10:18.08	71	0:00:30.68	114	0:11:52.71	71					
84	115	MURIGNEUX Xavier	 FRA.1993.22629	0:11:12.69	85	0:09:15.43	96	0:10:18.23	84	0:13:38.00	113		1:07:52.53	+0:07:59.26
				0:10:44.09	110	0:00:30.69	116	0:12:13.40	97					
85	80	LUPATO Denny	 ITA.1992.22852	0:11:45.32	118	0:09:13.21	92	0:11:16.76	160	0:12:51.06	52		1:07:53.85	+0:08:00.58
				0:10:35.68	100	0:00:29.58	52	0:11:42.24	58					
86	20	BUCHANAN Lewis Ibis Cycles Enduro Race Team	 GBR.1993.21608	0:10:21.60	26	0:08:38.91	20	0:09:48.18	30	0:14:17.87	153		1:08:01.65	+0:08:08.38
				0:09:55.62	34	0:00:29.23	27	0:14:30.24	192					
87	141	SCHEMMELE Daniel	 AUT.1997.22809	0:11:20.80	93	0:09:36.13	130	0:10:02.48	58	0:13:32.65	104		1:08:02.74	+0:08:09.47
				0:10:33.24	98	0:00:30.92	123	0:12:26.52	116					
88	239	HOESS Christoph	 GER	0:11:38.63	110	0:09:23.00	108	0:10:14.05	79	0:13:33.56	107		1:08:03.05	+0:08:09.78
				0:10:31.14	94	0:00:30.84	121	0:12:11.83	93					
89	112	THIEBAUT Paul	 FRA.1995.22875	0:11:26.07	97	0:09:21.64	105	0:09:54.76	42	0:13:39.15	117		1:08:03.27	+0:08:10.00
				0:10:45.08	112	0:00:30.78	118	0:12:25.79	114					
90	100	HARVEY Loui	 NZL.1990.22338	0:11:21.80	94	0:09:11.87	89	0:10:33.24	107	0:13:51.95	128		1:08:05.27	+0:08:12.00
				0:10:29.71	90	0:00:30.04	75	0:12:06.66	89					
91	129	SHUCKSMITH Philip	 GBR.1985.21533	0:11:36.09	108	0:09:37.99	134	0:10:09.21	68	0:13:28.20	94		1:08:06.74	+0:08:13.47
				0:10:31.73	96	0:00:30.64	112	0:12:12.88	95					
92	18	GRAVES Jared Specialized Racing	 AUS.1982.21740	0:14:47.88	213	0:08:50.80	49	0:10:43.94	124	0:12:19.14	16		1:08:09.01	+0:08:15.74
				0:09:42.80	20	0:00:28.14	2	0:11:16.31	21					
93	114	FRIGOUT Lucas	 FRA.1993.22829	0:11:43.10	115	0:09:23.25	109	0:10:43.53	123	0:13:33.97	109		1:08:17.90	+0:08:24.63
				0:10:26.05	84	0:00:30.23	86	0:11:57.77	80					
94	86	THEW Trevor	 CAN.1993.22191	0:11:26.74	99	0:09:11.08	88	0:10:41.55	118	0:13:26.30	92		1:08:18.70	+0:08:25.43
				0:10:56.33	125	0:00:31.40	152	0:12:05.30	88					
95	96	BAHLER Jonas Norco Enduro Racing	 SUI.1987.21706	0:11:38.27	109	0:09:29.87	121	0:10:34.15	109	0:13:14.84	80		1:08:20.75	+0:08:27.48
				0:10:38.57	103	0:00:31.53	156	0:12:13.52	99					
96	163	KIRSCHER Franck	 CAN.1984.22930	0:11:27.41	100	0:09:23.89	110	0:10:30.96	101	0:13:03.24	67	0:01:00.00	1:08:25.77	+0:08:32.50
				0:10:27.41	88	0:00:29.23	27	0:12:03.63	85					

La Thuile Enduro World Series #5

La Thuile, Italy
July 21 - 22, 2018

RESULTS OVERALL

Pos	Plate	Name Team	Nat EWS number	Stage 1 Stage 5	Pos Pos	Stage 2 Stage 6	Pos Pos	Stage 3 Stage 7	Pos Pos	Stage 4	Pos	Penalties	Time	Gap
MEN														
97	125	SHIRLEY James	 GBR.1989.22351	0:11:19.60 0:10:47.81	92 114	0:09:29.57 0:00:30.16	120 83	0:10:24.93 0:12:26.37	94 115	0:13:28.45	95		1:08:26.89	+0:08:33.62
98	190	KLINGENBERG Thomas	 NOR.1996.22534	0:11:30.40 0:10:29.80	103 92	0:09:21.62 0:00:31.56	104 157	0:10:21.07 0:12:45.79	89 142	0:13:32.46	103		1:08:32.70	+0:08:39.43
99	59	OVALLE Antonio	 CHI.1991.22485	0:12:10.23 0:10:19.49	150 73	0:09:18.07 0:00:30.56	99 107	0:10:46.41 0:11:57.25	128 79	0:13:33.00	105		1:08:35.01	+0:08:41.74
100	152	MYSIK Milan	 CZE.1993.22051	0:11:49.97 0:10:41.79	124 106	0:09:19.89 0:00:31.11	103 135	0:10:43.23 0:12:16.01	121 103	0:13:30.79	99		1:08:52.79	+0:08:59.52
101	117	RUFFRAY Mathieu	 FRA.1997.22634	0:10:49.22 0:10:14.01	54 58	0:09:00.43 0:00:29.26	67 32	0:13:18.16 0:11:56.52	204 78	0:13:07.39	74		1:08:54.99	+0:09:01.72
102	173	GARANGER Arnaud	 FRA.1996.23036	0:11:57.20 0:10:22.68	137 79	0:09:27.65 0:00:31.12	118 136	0:10:52.11 0:12:33.02	135 127	0:13:16.63	83		1:09:00.41	+0:09:07.14
103	97	OPPLIGER Timothee Norco Enduro Racing	 SUI.1992.21701	0:11:45.46 0:10:52.22	119 121	0:09:32.10 0:00:31.77	127 165	0:10:27.07 0:12:20.82	97 108	0:13:35.44	111		1:09:04.88	+0:09:11.61
104	118	LEBERT Alexis	 FRA.1993.22060	0:11:56.56 0:10:58.72	133 131	0:09:13.10 0:00:30.68	90 114	0:10:35.39 0:12:25.53	111 113	0:13:28.56	96		1:09:08.54	+0:09:15.27
105	113	ARNAUD Quentin	 FRA.1994.22628	0:11:55.97 0:10:48.13	131 115	0:09:13.81 0:00:29.83	93 68	0:10:26.61 0:12:27.38	95 118	0:13:47.16	121		1:09:08.89	+0:09:15.62
106	142	TRAFELLA Maximilian	 AUT.1997.22186	0:11:31.54 0:11:13.03	105 152	0:09:27.78 0:00:31.19	119 143	0:10:14.93 0:12:40.21	81 132	0:13:38.93	116		1:09:17.61	+0:09:24.34
107	63	MOYNIHAN Liam	 GBR.1991.21835	0:11:23.23 0:11:05.23	96 138	0:09:13.16 0:00:31.15	91 139	0:11:01.35 0:12:29.53	149 124	0:13:38.13	114		1:09:21.78	+0:09:28.51
108	146	BRATSCHI Tim	 SUI.1988.23005	0:11:14.92 0:10:07.80	87 47	0:08:59.53 0:00:29.91	62 70	0:10:26.74 0:13:06.94	96 157	0:15:00.55	181		1:09:26.39	+0:09:33.12
109	185	RIHA Jakub	 CZE.1992.22509	0:11:54.02 0:10:45.48	130 113	0:09:59.54 0:00:29.19	165 26	0:10:29.43 0:12:20.66	99 107	0:13:28.84	97		1:09:27.16	+0:09:33.89
110	87	GARCIA Tom	 FRA.1990.22226	0:11:11.68 0:10:27.21	83 87	0:09:24.71 0:00:30.49	113 104	0:10:18.43 0:14:09.11	85 189	0:13:25.65	91		1:09:27.28	+0:09:34.01
111	165	ANGIOLINI Sebastien	 SUI.1993.21614	0:11:26.07 0:11:09.11	97 147	0:09:26.77 0:00:31.04	115 128	0:10:22.38 0:12:45.58	90 141	0:13:55.47	130		1:09:36.42	+0:09:43.15
112	162	HUSKINSON Lee	 GBR.1985.24592	0:12:01.96 0:10:44.15	142 111	0:09:45.60 0:00:32.12	147 174	0:10:46.02 0:12:10.63	127 92	0:13:38.81	115		1:09:39.29	+0:09:46.02

RESULTS OVERALL

Pos	Plate	Name Team	Nat EWS number	Stage 1 Stage 5	Pos	Stage 2 Stage 6	Pos	Stage 3 Stage 7	Pos	Stage 4	Pos	Penalties	Time	Gap
MEN														
113	130	VAN DER PLOEG Paul	 AUS.1989.22304	0:12:08.23	147	0:09:26.49	114	0:10:24.35	93	0:13:34.51	110		1:09:49.39	+0:09:56.12
				0:11:29.73	165	0:00:30.39	92	0:12:15.69	102					
114	78	TONDIN Dennis	 ITA.1988.22021	0:10:46.95	51	0:09:00.40	66	0:09:53.45	38	0:13:42.79	118		1:09:50.24	+0:09:56.97
				0:12:58.38	195	0:00:59.18	203	0:12:29.09	122					
115	236	GOTZLER Felix	 GER.1987.221622	0:12:07.33	145	0:09:44.46	146	0:10:57.50	143	0:13:31.32	101		1:09:52.01	+0:09:58.74
				0:10:43.64	109	0:00:29.86	69	0:12:17.90	104					
116	160	DAWSON Adrian	 AUS.1990.22814	0:12:01.35	140	0:09:37.20	132	0:10:53.14	136	0:13:43.01	119		1:09:53.26	+0:09:59.99
				0:10:54.05	122	0:00:31.51	155	0:12:13.00	96					
117	137	BRETAS Andre	 BRA.1987.21622	0:11:39.30	111	0:09:18.12	100	0:10:33.44	108	0:13:51.90	127	0:01:00.00	1:09:57.15	+0:10:03.88
				0:10:38.60	104	0:00:31.06	131	0:12:24.73	112					
118	202	PEREZ Robin	 FRA.1996.21873	0:11:48.87	122	0:09:31.76	126	0:10:42.41	119	0:13:57.78	133		1:10:02.53	+0:10:09.26
				0:10:58.13	130	0:00:30.60	109	0:12:32.98	126					
119	226	BRUWIERE Olivier	 BEL.1986.22542	0:11:41.19	114	0:08:58.75	61	0:10:11.61	76	0:13:00.62	64		1:10:05.85	+0:10:12.58
				0:13:46.95	199	0:00:30.42	96	0:11:56.31	77					
120	143	SCHUMANN Max	 GER.1987.22740	0:11:47.46	121	0:09:43.48	142	0:10:31.63	103	0:13:52.99	129		1:10:18.29	+0:10:25.02
				0:11:07.24	143	0:00:31.04	128	0:12:44.45	136					
121	90	DAUMAS Theo Chamrousse URGE bp Enduro Team	 FRA.1996.21873	0:12:23.79	163	0:09:27.13	116	0:10:39.52	114	0:13:49.77	124		1:10:18.53	+0:10:25.26
				0:10:42.91	107	0:00:29.95	72	0:12:45.46	139					
122	228	BERNARDI Benjamin	 FRA.1992.22135	0:11:43.60	116	0:09:30.86	123	0:10:18.14	83	0:13:47.04	120		1:10:23.25	+0:10:29.98
				0:10:55.99	124	0:00:30.53	105	0:13:37.09	177					
123	208	DAVIS Jackson	 AUS.1986.22542	0:12:19.18	157	0:09:31.29	124	0:10:48.50	131	0:13:48.53	122		1:10:30.31	+0:10:37.04
				0:10:38.93	105	0:00:30.47	100	0:12:53.41	148					
124	178	ANGELINI Michel	 ITA.1989.23038	0:11:50.53	126	0:09:35.04	129	0:10:32.05	104	0:13:59.27	134		1:10:41.06	+0:10:47.79
				0:11:06.69	141	0:00:32.02	172	0:13:05.46	156					
125	136	HOLOWKO Alex	 GBR.1990.21357	0:12:37.47	175	0:09:49.23	153	0:10:31.17	102	0:13:50.35	125		1:10:44.20	+0:10:50.93
				0:10:57.00	127	0:00:30.91	122	0:12:28.07	119					
126	175	BRIQUEZ Cyril	 FRA.1992.22135	0:12:13.30	151	0:09:47.90	150	0:10:47.41	129	0:14:07.40	142		1:10:45.35	+0:10:52.08
				0:10:52.19	120	0:00:30.15	81	0:12:27.00	117					
127	231	PERNET Gatien	 FRA.1992.22135	0:11:56.27	132	0:09:51.31	155	0:10:40.94	116	0:14:17.22	152		1:10:46.17	+0:10:52.90
				0:10:51.70	118	0:00:30.54	106	0:12:38.19	130					
128	159	KILMURRAY Chris	 IRL.1986.22542	0:12:14.80	153	0:09:54.21	160	0:10:53.95	139	0:13:36.64	112		1:10:46.65	+0:10:53.38
				0:11:08.51	146	0:00:30.41	93	0:12:28.13	120					

La Thuile Enduro World Series #5

La Thuile, Italy
July 21 - 22, 2018

RESULTS OVERALL

Pos	Plate	Name Team	Nat EWS number	Stage 1 Stage 5	Pos	Stage 2 Stage 6	Pos	Stage 3 Stage 7	Pos	Stage 4	Pos	Penalties	Time	Gap
MEN														
129	95	VON WURSTEMBERGER Alois Norco Enduro Racing	 SUI.1987.21694	0:11:56.96 0:11:04.78	135 136	0:09:42.29 0:00:31.61	141 158	0:11:01.20 0:12:28.96	148 121	0:14:03.19	136		1:10:48.99	+0:10:55.72
130	92	LACASTE Loic Trek Accous VTT Enduro Team	 FRA.1991.21820	0:11:57.18 0:11:07.46	136 144	0:09:44.45 0:00:32.61	145 184	0:10:39.65 0:12:56.16	115 151	0:14:04.00	139		1:11:01.51	+0:11:08.24
131	212	MAUNSELL Jonathan	 IRL.1991.21820	0:12:33.88 0:10:49.15	174 116	0:10:04.84 0:00:31.16	175 141	0:10:49.65 0:12:30.97	132 125	0:13:49.64	123		1:11:09.29	+0:11:16.02
132	58	KELLEY Cody Alchemy Bicycles Factory Racing	 USA.1994.21757	0:12:29.74 0:10:50.60	171 117	0:10:03.29 0:00:30.60	172 109	0:11:22.45 0:12:23.96	168 111	0:13:29.16	98		1:11:09.80	+0:11:16.53
133	104	CHARLES Clement	 FRA.1994.22206	0:11:08.89 0:10:22.40	77 78	0:09:22.56 0:00:31.62	106 159	0:10:09.81 0:16:33.76	72 196	0:13:03.16	66		1:11:12.20	+0:11:18.93
134	166	DERKUM Christian	 GER.1991.23043	0:11:57.99 0:11:12.55	138 151	0:09:40.50 0:00:31.69	139 160	0:11:02.81 0:12:44.84	150 137	0:14:03.37	137		1:11:13.75	+0:11:20.48
135	218	REIS Joao	 POR.1991.23043	0:11:44.90 0:11:06.24	117 140	0:09:53.47 0:00:31.75	158 164	0:11:25.41 0:12:34.98	169 128	0:13:59.58	135		1:11:16.33	+0:11:23.06
136	253	MULLANE John Ashley	 GBR.1991.23043	0:12:22.41 0:10:55.33	162 123	0:09:40.20 0:00:31.25	138 146	0:11:11.62 0:12:40.74	155 133	0:14:04.37	140		1:11:25.92	+0:11:32.65
137	189	LETH Frederik	 DEN.1995.22993	0:12:20.86 0:11:03.43	158 135	0:10:01.00 0:00:31.50	169 154	0:11:00.92 0:12:18.18	146 105	0:14:16.92	151		1:11:32.81	+0:11:39.54
138	94	DAL PIAN Davide CMC Cycling Experience	 ITA.1997.21865	0:12:48.54 0:11:00.53	179 133	0:09:36.89 0:00:31.15	131 139	0:10:59.00 0:12:12.10	144 94	0:14:35.07	166		1:11:43.28	+0:11:50.01
139	171	REDOIS Lucas	 FRA.1992.22793	0:12:27.56 0:10:56.83	169 126	0:10:12.09 0:00:31.07	181 133	0:10:55.31 0:12:45.52	140 140	0:14:03.82	138		1:11:52.20	+0:11:58.93
140	251	ROBINSON Sean	 GBR.1992.22793	0:12:21.41 0:11:31.98	160 167	0:09:32.25 0:00:31.85	128 168	0:10:56.37 0:12:50.13	142 144	0:14:12.47	145		1:11:56.46	+0:12:03.19
141	217	JURADO RACINES Juan Andres	 ESP.1992.22793	0:11:53.12 0:10:51.89	129 119	0:09:44.03 0:00:30.93	144 125	0:10:48.09 0:12:47.17	130 143	0:14:25.99	159	0:01:00.00	1:12:01.22	+0:12:07.95
142	260	DODINO Giacomo	 ITA.1994.22466	0:12:57.05 0:11:13.25	182 153	0:09:46.77 0:00:31.27	149 149	0:11:20.09 0:12:22.53	163 110	0:13:57.06	132		1:12:08.02	+0:12:14.75
143	170	MOESLE Niklaus	 SUI.1985.22800	0:12:24.25 0:11:20.14	164 159	0:10:00.12 0:00:31.04	167 128	0:10:44.47 0:12:52.77	125 145	0:14:18.37	154		1:12:11.16	+0:12:17.89
144	111	ESCUDIER Thomas	 FRA.1991.21945	0:12:18.67 0:11:10.66	156 148	0:09:39.23 0:00:30.06	135 77	0:12:05.53 0:12:22.21	185 109	0:14:12.48	146		1:12:18.84	+0:12:25.57



La Thuile Enduro World Series #5

La Thuile, Italy
July 21 - 22, 2018



RESULTS OVERALL

Pos	Plate	Name Team	Nat EWS number	Stage 1 Stage 5	Pos Pos	Stage 2 Stage 6	Pos Pos	Stage 3 Stage 7	Pos Pos	Stage 4	Pos	Penalties	Time	Gap
MEN														
145	225	MAES Tom		0:12:05.77	143	0:09:43.96	143	0:10:53.82	138	0:14:34.27	164		1:12:26.41	+0:12:33.14
				0:11:21.11	160	0:00:30.47	100	0:13:17.01	164					
146	157	CONNELL Gavin O		0:12:22.00	161	0:10:08.84	177	0:10:59.78	145	0:14:35.48	168		1:12:34.63	+0:12:41.36
			IRL.1992.22889	0:11:16.63	154	0:00:30.31	91	0:12:41.59	134					
147	174	CHAMPION Quentin		0:12:17.79	155	0:10:11.44	180	0:11:08.56	153	0:14:13.05	147		1:12:38.43	+0:12:45.16
			FRA.1993.22698	0:11:29.66	164	0:00:32.83	186	0:12:45.10	138					
148	91	FRANCOGLIO Ulysse Chamrousse URGE bp Enduro Team		0:12:58.24	185	0:09:54.04	159	0:11:16.29	159	0:14:26.44	160		1:12:45.82	+0:12:52.55
			FRA.1990.21874	0:10:57.16	128	0:00:30.41	93	0:12:43.24	135					
149	158	CRAWFORD Takoda		0:12:25.64	165	0:10:12.83	182	0:11:40.92	177	0:14:14.83	149		1:13:20.82	+0:13:27.55
			CAN.1995.22718	0:11:17.50	156	0:00:31.18	142	0:12:57.92	153					
150	167	EIBEGGER Michael		0:12:21.29	159	0:09:55.67	161	0:11:46.98	180	0:14:10.28	144		1:13:24.30	+0:13:31.03
			AUT.1992.21798	0:11:05.86	139	0:00:31.73	163	0:13:32.49	175					
151	269	PODRAZIL Tomas		0:12:31.97	173	0:09:52.37	156	0:11:15.77	158	0:14:22.90	157		1:13:37.76	+0:13:44.49
				0:12:08.75	183	0:00:30.06	77	0:12:55.94	150					
152	194	GOULD Jordan		0:12:07.73	146	0:10:15.41	185	0:11:26.97	170	0:14:42.11	172		1:13:55.84	+0:14:02.57
			GBR.1985.22017	0:11:45.22	174	0:00:31.06	131	0:13:07.34	158					
153	156	ROBINSON Peter		0:12:08.59	148	0:09:39.86	137	0:14:10.51	207	0:13:57.00	131		1:14:00.85	+0:14:07.58
			GBR.1992.21545	0:10:57.71	129	0:00:29.73	60	0:12:37.45	129					
154	261	TERRIBILE Francesco		0:12:53.95	180	0:10:20.58	191	0:11:21.73	167	0:14:32.56	162		1:14:10.77	+0:14:17.50
				0:11:17.06	155	0:00:31.43	153	0:13:13.46	161					
155	135	PICCHIOTTINO Cole		0:11:49.23	123	0:10:13.20	183	0:10:53.36	137	0:13:27.52	93	0:05:00.00	1:14:11.86	+0:14:18.59
			USA.1995.24594	0:10:26.44	85	0:00:30.97	127	0:11:51.14	70					
156	230	BLONDEAU Thomas		0:13:07.10	188	0:10:00.07	166	0:11:14.21	157	0:14:28.90	161		1:14:15.05	+0:14:21.78
				0:11:18.75	158	0:00:32.41	181	0:13:33.61	176					
157	223	SHIPILOV Evgeny		0:12:57.31	184	0:10:29.75	196	0:11:20.87	164	0:14:34.36	165		1:14:36.27	+0:14:43.00
				0:11:31.22	166	0:00:32.87	187	0:13:09.89	160					
158	252	CRICHTON-POLI Vinicio		0:12:06.41	144	0:09:39.62	136	0:10:37.60	113	0:16:35.49	202		1:14:41.78	+0:14:48.51
				0:12:18.63	185	0:00:30.83	120	0:12:53.20	147					
159	215	DE BELLA Davide		0:13:07.92	190	0:10:16.33	187	0:11:29.88	171	0:14:32.82	163		1:14:41.85	+0:14:48.58
				0:11:34.84	169	0:00:30.92	123	0:13:09.14	159					
160	220	CORREIA Lino		0:12:57.11	183	0:10:13.46	184	0:11:44.73	179	0:14:41.59	171		1:14:58.40	+0:15:05.13
				0:11:34.28	168	0:00:31.27	149	0:13:15.96	163					

La Thuile Enduro World Series #5

La Thuile, Italy
July 21 - 22, 2018


RESULTS OVERALL

Pos	Plate	Name Team	Nat EWS number	Stage 1 Stage 5	Pos Pos	Stage 2 Stage 6	Pos Pos	Stage 3 Stage 7	Pos Pos	Stage 4	Pos	Penalties	Time	Gap
MEN														
161	234	MULLER Igor		0:12:08.71	149	0:09:49.54	154	0:10:32.18	105	0:14:14.02	148		1:15:11.50	+0:15:18.23
				0:15:15.16	202	0:00:33.17	190	0:12:38.72	131					
162	176	OTHAX-DUBEDOUT Mickael		0:12:28.12	170	0:10:35.57	199	0:11:34.91	174	0:15:22.21	190		1:15:29.39	+0:15:36.12
			FRA.1995.21983	0:11:36.78	170	0:00:32.19	175	0:13:19.61	166					
163	164	FRANCES GARRIDO Javier		0:13:06.16	187	0:09:59.14	164	0:13:21.74	206	0:14:36.67	169		1:15:35.49	+0:15:42.22
			ESP.1984.22137	0:11:00.02	132	0:00:32.22	176	0:12:59.54	154					
164	110	BATISTA Levy		0:17:25.51	221	0:09:05.08	72	0:10:27.85	98	0:15:42.38	197		1:15:40.96	+0:15:47.69
			FRA.1990.21430	0:10:23.73	82	0:00:29.45	43	0:12:06.96	90					
165	273	DUBE Laurence		0:12:42.68	177	0:10:10.02	179	0:12:50.95	201	0:14:44.68	173		1:15:45.44	+0:15:52.17
				0:11:07.16	142	0:00:30.43	98	0:13:39.52	179					
166	235	ZENONE Luca		0:12:42.31	176	0:10:15.80	186	0:11:49.00	181	0:15:06.48	185		1:15:47.45	+0:15:54.18
				0:11:53.73	177	0:00:31.36	151	0:13:28.77	173					
167	179	BERTOCCHI Luca		0:11:59.55	139	0:09:48.68	151	0:14:45.97	210	0:14:35.37	167		1:15:50.53	+0:15:57.26
			ITA.1986.22166	0:11:12.18	150	0:00:31.90	169	0:12:56.88	152					
168	240	HOESS Sebastian		0:13:43.20	202	0:09:56.02	162	0:11:21.44	166	0:15:44.29	198		1:15:50.61	+0:15:57.34
				0:11:07.70	145	0:00:30.12	80	0:13:27.84	170					
169	246	MITTELBACH Maximilian		0:13:24.47	194	0:10:18.25	189	0:11:30.95	173	0:14:59.48	180		1:15:52.70	+0:15:59.43
				0:11:42.92	173	0:00:32.47	182	0:13:24.16	167					
170	229	SOUCHEYRE Thomas		0:13:34.83	198	0:10:37.25	200	0:11:29.99	172	0:14:53.64	179		1:16:11.30	+0:16:18.03
				0:11:48.72	175	0:00:31.99	170	0:13:14.88	162					
171	262	DALLA VALLE Nicola		0:13:03.58	186	0:10:18.39	190	0:11:39.67	175	0:15:14.09	187		1:16:41.65	+0:16:48.38
				0:11:59.18	179	0:00:33.99	196	0:13:52.75	183					
172	247	CHANDLER Kane		0:13:18.66	193	0:10:21.56	192	0:11:21.10	165	0:15:09.80	186		1:16:54.49	+0:17:01.22
				0:12:18.92	186	0:00:34.93	197	0:13:49.52	182					
173	188	MONDRIK Petr		0:13:49.38	203	0:10:26.38	195	0:12:21.60	192	0:14:44.97	174		1:16:59.66	+0:17:06.39
			CZE.1988.22818	0:11:39.16	171	0:00:32.48	183	0:13:25.69	169					
174	245	JESINGER Julian		0:13:40.29	201	0:10:42.93	204	0:12:27.74	197	0:14:51.61	177		1:17:12.35	+0:17:19.08
			AUT.1996.24653	0:11:28.03	163	0:00:33.65	194	0:13:28.10	172					
175	222	MEDEIROS Duarte		0:13:28.70	195	0:10:35.12	198	0:12:16.35	190	0:15:03.70	182		1:17:37.92	+0:17:44.65
				0:12:12.84	184	0:00:33.18	191	0:13:28.03	171					
176	85	MORSE Adam		0:14:43.15	211	0:09:10.20	85	0:11:49.05	182	0:19:04.24	208		1:17:48.38	+0:17:55.11
			USA.1985.22980	0:10:26.70	86	0:00:30.59	108	0:12:04.45	86					

La Thuile Enduro World Series #5

La Thuile, Italy
July 21 - 22, 2018






RESULTS OVERALL

Pos	Plate	Name Team	Nat EWS number	Stage 1 Stage 5	Pos Pos	Stage 2 Stage 6	Pos Pos	Stage 3 Stage 7	Pos Pos	Stage 4	Pos	Penalties	Time	Gap
MEN														
177	243	WOLBANK Daniel	 AUT.1994.21931	0:13:13.47 0:13:44.86	192 198	0:10:03.82 0:00:33.10	173 189	0:11:13.07 0:13:53.73	156 185	0:15:15.77	188		1:17:57.82	+0:18:04.55
178	232	MASSOT Quentin		0:14:50.47 0:11:26.50	214 162	0:10:52.18 0:00:30.47	208 100	0:12:05.49 0:13:25.04	184 168	0:14:53.31	178		1:18:03.46	+0:18:10.19
179	210	LOWIS Thomas	 GBR.1991.24608	0:12:31.34 0:11:17.77	172 157	0:09:48.90 0:00:31.25	152 146	0:10:42.62 0:19:50.52	120 197	0:14:19.91	155		1:19:02.31	+0:19:09.04
180	184	GAJDUSEK Ondrej	 CZE.1990.22465	0:13:31.74 0:12:23.61	196 189	0:10:39.76 0:00:31.10	201 134	0:12:24.46 0:14:03.71	195 188	0:15:34.86	194		1:19:09.24	+0:19:15.97
181	267	BONAROTTI Alessandro		0:15:14.31 0:11:52.54	217 176	0:10:39.99 0:00:31.81	202 166	0:12:06.57 0:13:39.58	186 180	0:15:40.91	195		1:19:45.71	+0:19:52.44
182	271	TENNANT Finn		0:14:54.07 0:12:38.54	216 194	0:10:47.56 0:00:30.64	207 112	0:12:01.52 0:12:55.75	183 149	0:15:05.09	184	0:01:00.00	1:19:53.17	+0:19:59.90
183	244	WOLBANK Leon	 AUT.1996.23034	0:14:13.90 0:12:22.69	207 187	0:10:43.24 0:00:31.83	205 167	0:12:15.38 0:13:54.40	189 186	0:15:57.23	200		1:19:58.67	+0:20:05.40
184	161	RYAN Fergus	 GBR.1993.22458	0:21:50.68 0:11:01.60	228 134	0:09:58.25 0:00:31.21	163 144	0:10:44.61 0:13:01.67	126 155	0:14:07.58	143		1:21:15.60	+0:21:22.33
185	237	PILCHNER Falk		0:13:51.74 0:13:32.29	205 197	0:11:30.03 0:00:32.32	213 179	0:12:40.41 0:14:03.41	199 187	0:16:20.63	201		1:22:30.83	+0:22:37.56
186	219	PARDAL Miguel		0:13:36.10 0:11:55.54	199 178	0:10:23.67 0:00:32.01	194 171	0:12:10.78 0:13:43.07	187 181	0:15:17.87	189	0:05:00.00	1:22:39.04	+0:22:45.77
187	108	BRUDER Lucas	 FRA.1997.22995	0:13:07.50 0:11:04.91	189 137	0:10:09.33 0:00:30.93	178 125	0:11:18.93 0:12:18.28	161 106	0:14:16.26	150	0:10:00.00	1:22:46.14	+0:22:52.87
188	274	DUBE Jonathan		0:15:22.69 0:12:22.91	218 188	0:11:18.49 0:00:31.26	212 148	0:13:18.80 0:14:10.03	205 190	0:15:42.23	196		1:22:46.41	+0:22:53.14
189	268	BIONAZ Paolo		0:14:20.24 0:12:38.05	208 193	0:11:54.12 0:00:33.34	217 192	0:12:43.39 0:14:28.25	200 191	0:16:43.11	203		1:23:20.50	+0:23:27.23
190	221	SILVA Joel		0:14:30.91 0:11:59.64	209 180	0:10:45.79 0:00:32.35	206 180	0:11:43.80 0:13:30.91	178 174	0:15:26.42	192	0:05:00.00	1:23:29.82	+0:23:36.55
191	275	STERCKX Ronny		0:13:32.49 0:12:08.67	197 182	0:11:37.20 0:00:33.47	214 193	0:12:18.62 0:13:38.14	191 178	0:15:23.06	191	0:05:00.00	1:24:11.65	+0:24:18.38
192	196	CLAYTON Ben	 GBR.1985.22404	0:14:32.09 0:12:29.16	210 191	0:11:13.52 0:00:32.07	211 173	0:12:53.88 0:14:53.26	202 194	0:16:54.65	205	0:01:00.00	1:24:28.63	+0:24:35.36

La Thuile Enduro World Series #5

La Thuile, Italy
July 21 - 22, 2018

RESULTS OVERALL

Pos	Plate	Name Team	Nat EWS number	Stage 1 Stage 5	Pos Pos	Stage 2 Stage 6	Pos Pos	Stage 3 Stage 7	Pos Pos	Stage 4	Pos	Penalties	Time	Gap
MEN														
193	241	BONDERER Fabian	 SUI.1997.24620	0:18:40.01	224	0:10:57.67	209	0:14:24.45	209	0:15:04.39	183		1:25:23.07	+0:25:29.80
				0:12:28.13	190	0:00:30.48	103	0:13:17.94	165					
194	265	BENEDETTI Giorgio	 ITA.1981.22654	0:17:37.98	222	0:11:09.40	210	0:14:18.05	208	0:15:28.30	193		1:25:30.20	+0:25:36.93
				0:12:29.87	192	0:00:33.70	195	0:13:52.90	184					
195	154	BOKRANTZ Jon	 SWE.1988.22785	0:13:49.64	204	0:10:33.64	197	0:12:23.73	194	0:14:23.23	158		1:27:47.97	+0:27:54.70
				0:11:39.80	172	0:00:31.70	162	0:24:26.23	198					
196	181	LUCATO Emanuele	 ITA.1981.22654	0:19:05.35	225	0:13:54.40	220	0:15:21.65	212	0:17:04.10	206		1:33:54.19	+0:34:00.92
				0:13:06.29	196	0:00:32.23	177	0:14:50.17	193					
197	180	CESARETTI Lorenzo	 ITA.1980.22560	0:17:44.82	223	0:12:50.82	219	0:17:25.42	213	0:18:41.74	207		1:38:27.59	+0:38:34.32
				0:14:57.15	201	0:00:35.90	198	0:16:11.74	195					
198	242	BERTELSEN Jeppe Bob	 DEN.1981.22654	0:21:59.06	229	0:10:23.56	193	0:15:04.78	211	0:14:45.44	175	0:05:00.00	1:39:56.77	+0:40:03.50
				0:19:06.62	203	0:00:44.49	202	0:12:52.82	146					
199	187	SEBESTYEN Krisztian	 HUN.1984.22249	0:15:55.72	220	0:11:48.51	215	0:12:57.48	203	0:15:49.66	199		1:45:57.13	+0:46:03.86
				0:12:07.79	181	0:00:32.96	188	0:36:45.01	199					
DNF	233	VAN DEN BOOGERT Kjell	 NLD.1981.22654	0:14:11.58	206	0:10:00.57	168	0:11:19.51	162	0:14:05.56	141			
				0:11:21.98	161	0:00:29.79	63							
DNF	64	BROOKES Martyn	 GBR.1987.23008	0:11:29.86	102	0:09:22.61	107	0:10:41.45	117	0:13:11.83	79			
				0:10:37.83	102	0:00:30.42	96							
DNF	153	LETAK Petr	 CZE.1993.23009	0:13:09.90	191	0:10:05.63	176	0:11:09.58	154	0:14:36.85	170			
				0:11:11.02	149	0:00:43.18	200							
DNF	82	PANOZZO Chris	 AUS.1987.21648	0:11:27.68	101	0:12:18.59	218	0:10:08.16	66	0:12:57.98	62			
				0:14:22.96	200	0:00:43.89	201							
DNF	10	RUDE Richie Yeti / Fox Shox Factory Race Team	 USA.1995.21739	0:10:06.63	8	0:08:20.72	2	0:09:56.29	47	0:13:23.65	87			
DNF	105	GAYRAL Paul	 FRA.1989.23084	0:11:31.22	104	0:09:31.45	125	0:10:30.08	100	0:13:33.38	106			
DNF	227	BERNARD Guillaume	 FRA.1989.23084	0:15:23.97	219	0:10:04.36	174	0:12:25.96	196	0:14:20.70	156			
DNF	124	CARVAJAL Gabriel	 COL.1995.21531	0:12:43.07	178	0:10:03.11	171	0:11:02.96	151	0:14:46.67	176			
DNF	183	MALY Petr	 CZE.1995.22464	0:12:01.36	141	0:09:27.57	117	0:11:06.46	152	0:16:43.27	204			




RESULTS OVERALL

Pos	Plate	Name Team	Nat EWS number	Stage 1 Stage 5	Pos Pos	Stage 2 Stage 6	Pos Pos	Stage 3 Stage 7	Pos Pos	Stage 4 Pos	Pos	Penalties	Time	Gap
DNF	131	WILLIAMS Robert	 GBR.1990.22515	0:10:58.35	64	0:09:02.06	68	0:09:57.85	51			0:05:00.00		
DNF	193	SWINDEN James	 GBR.1987.22068	0:10:55.12	61	0:09:24.19	112	0:10:14.16	80			0:01:00.00		
DNF	49	CALLAGHAN Killian	 IRL.1997.21769	0:10:41.78	47	0:08:43.32	30	0:10:23.35	92					
DNF	258	ZUNINO Mattia	 ITA.1997.21769	0:12:27.39	168	0:10:01.66	170	0:12:14.80	188					
DNF	73	HUTCHENS Chris	 GBR.1989.22999	0:13:36.52	200	0:09:41.41	140	0:12:30.36	198					
DNF	48	JAUQUE Milciades	 CHI.1991.21656	0:12:27.11	167	0:09:24.03	111	0:21:03.68	214					
DNF	16	CURE Alexandre Miranda Racing Team	 FRA.1993.21675	0:11:06.91	75	0:09:08.13	83					0:01:00.00		
DNF	149	FELDMANN Bjorn	 GER.1997.23044	0:11:40.91	112	0:09:46.72	148							
DNF	148	KASCHUB Nic Bennett	 GER.1993.21565	0:12:14.29	152	0:09:53.42	157							
DNF	169	HEULE Raphael	 SUI.1986.22630	0:12:54.58	181	0:10:17.16	188							
DNF	138	VIAL Felipe	 CHI.1992.21419	0:12:15.86	154	0:10:41.97	203					0:05:00.00		
DNF	211	JANNEY Michael	 GBR.1991.24607	0:19:32.23	227	0:11:48.99	216							
DNF	168	SEPP Alessandro	 GER.1994.22725	0:19:20.20	226	0:14:06.06	221							
DNF	38	KANGAS Alexander	 SWE.1990.22409	0:10:53.88	58									
DNF	81	EVANS Craig Hope Factory Racing	 GBR.1991.21651	0:10:54.24	60									
DNF	88	RAVANEL Cedric Commencal Vallnord Enduro Racing	 FRA.1978.21894	0:11:07.31	76									



RESULTS OVERALL

Pos	Plate	Name Team	Nat EWS number	Stage 1 Stage 5	Pos	Stage 2 Stage 6	Pos	Stage 3 Stage 7	Pos	Stage 4 Pos	Pos	Penalties	Time	Gap
MEN														
DNF	126	GALLAGHER Christopher	 GBR.1993.23014	0:11:22.79	95									
DNF	128	SHUCKSMITH Sam	 GBR.1990.23007	0:11:46.55	120									
DNF	150	DORFER Maximilian	 GER.1997.21422	0:12:26.65	166									
DNF	257	VENTURI Nadir		0:14:46.19	212									
DNF	250	HALCROW Neil	 GBR.1990.23007	0:14:51.93	215									
DNF	191	CATHMAN Spencer	 NZL.1995.22160	0:29:51.04	230									
DNF	270	ZILAK Frantisek		0:32:48.13	231									
DNF	177	D'AROMA Giovanni	 ITA.1993.22769	3:09:24.77	232									
DNF	182	WOLF Gabriele	 ITA.1994.22167	3:11:06.04	233									
DNF	266	ANDREOLI Umberto		4:25:44.34	234									
DNF	272	KEEN James												
DNS	224	MAGIS Johnny												
DNS	55	DAVIS Jubal Yeti / Fox Shox Factory Race Team	 USA.1990.21737											
DNS	51	DALE Sam	 GBR.1990.22733											
DNS	133	JONES Charles	 GBR.1987.21722											
DNS	186	MAKOWSKI Michal	 POL.1986.22615											

RESULTS OVERALL

Pos	Plate	Name Team	Nat EWS number	Stage 1 Stage 5	Pos	Stage 2 Stage 6	Pos	Stage 3 Stage 7	Pos	Stage 4 Pos	Pos	Penalties	Time	Gap
MEN														
DNS	259	TORRIGLIA Daniele												
DNS	98	ALLEMANN Remy Norco Enduro Racing	 SUI.1990.21671											
DNS	256	GAMBERI Marvin Ray												
DNS	195	PANTLING Tobias	 GBR.1984.21421											
MEN Master 40+														
1	805	GOLAY Florian	 SUI.1977.22429	<u>0:11:22.97</u>	1	<u>0:09:01.96</u>	1	0:10:11.59	2	<u>0:13:02.73</u>	1		1:06:43.07	
2	801	AMOUR Karim Miranda Racing Team	 FRA.1975.21696	0:10:35.18	2	0:00:30.86	3	<u>0:11:57.78</u>	1	0:13:17.21	2		1:08:45.62	+0:02:02.55
3	804	ZANCHI Bruno	 ITA.1973.21847	0:11:34.13	2	0:09:32.45	3	0:10:23.67	3	0:14:12.35	5		1:09:43.74	+0:03:00.67
4	802	BRODERICK Michael	 USA.1973.22376	0:12:01.94	4	0:09:42.18	4	0:10:37.23	5	0:14:00.45	3		1:10:07.97	+0:03:24.90
5	808	BISHOP Daniel	 GBR.1970.22823	0:11:47.83	3	0:09:44.73	5	0:10:36.82	4	0:14:31.80	7		1:11:22.59	+0:04:39.52
6	830	HYNICA Vlastimil		0:12:22.18	6	0:10:16.20	8	0:10:50.28	6	0:14:02.48	4	0:01:00.00	1:12:57.87	+0:06:14.80
7	806	VAN DE HATERD Wilfred	 NED.1972.22311	0:12:45.43	8	0:09:49.48	6	0:11:30.64	8	0:14:49.68	8		1:13:49.68	+0:07:06.61
8	809	KROEGER Shane	 CAN.1976.22177	0:13:13.34	11	0:10:11.91	7	0:11:14.13	7	0:14:26.21	6		1:14:18.42	+0:07:35.35
9	803	CIZINSKY Milan	 CZE.1974.22018	0:12:27.77	7	0:10:28.44	10	0:12:18.66	12	0:14:55.28	9		1:15:55.50	+0:09:12.43
10	844	GENNESI Alessandro		0:13:02.24	9	0:10:26.96	9	0:12:25.50	15	0:14:58.32	10		1:16:51.39	+0:10:08.32
11	811	WARD Joe	 IRL.1971.22541	0:11:46.34	9	0:00:31.55	9	0:13:40.48	15				1:18:20.09	+0:11:37.02
				0:13:09.92	10	0:10:53.46	16	0:12:07.07	11	0:15:27.66	12			
				0:11:59.24	12	0:00:34.20	27	0:14:08.54	19					

RESULTS OVERALL

Pos	Plate	Name Team	Nat EWS number	Stage 1 Stage 5	Pos	Stage 2 Stage 6	Pos	Stage 3 Stage 7	Pos	Stage 4	Pos	Penalties	Time	Gap
MEN Master 40+														
12	822	SADLER Andy	 GBR.1972.21595	0:14:18.36	18	0:10:39.73	14	0:12:32.40	16	0:14:59.65	11		1:18:48.87	+0:12:05.80
				0:12:20.35	19	0:00:31.28	7	0:13:27.10	12					
13	821	PIRES Armando	 BRA.1974.22344	0:13:41.65	14	0:11:12.30	21	0:11:59.11	9	0:15:56.25	19		1:19:44.96	+0:13:01.89
				0:12:12.36	15	0:00:33.69	24	0:14:09.60	20					
14	847	MCLAGAN Joel	 GBR.1974.22344	0:14:12.29	17	0:11:09.39	19	0:12:25.28	14	0:15:28.84	14		1:19:59.85	+0:13:16.78
				0:12:19.81	18	0:00:33.61	22	0:13:50.63	17					
15	842	BRUNATTI Massimo	 ITA.1974.22344	0:14:01.19	16	0:10:48.01	15	0:12:36.17	17	0:16:01.90	21		1:20:02.49	+0:13:19.42
				0:12:12.99	16	0:00:33.10	17	0:13:49.13	16					
16	820	CLARKE Brendan	 NZL.1975.22288	0:15:25.20	27	0:11:12.82	22	0:12:51.36	20	0:15:42.41	16		1:21:48.38	+0:15:05.31
				0:12:27.57	21	0:00:32.35	12	0:13:36.67	13					
17	832	JENNINGS Carl	 GBR.1975.22288	0:14:49.91	22	0:11:38.37	25	0:13:17.71	22	0:16:01.85	20		1:22:24.30	+0:15:41.23
				0:12:39.59	24	0:00:31.15	6	0:13:25.72	11					
18	807	CLAVERIE Alexandre Trek Accous VTT Enduro Team	 FRA.1978.21796	0:14:18.55	19	0:11:22.37	23	0:12:41.69	18	0:16:10.93	23		1:22:28.97	+0:15:45.90
				0:12:37.42	23	0:00:33.06	16	0:14:44.95	26					
19	819	ATIENZA CHISBERT Antonio	 ESP.1978.22897	0:14:25.73	20	0:10:32.67	11	0:16:45.44	33	0:15:33.50	15		1:22:48.13	+0:16:05.06
				0:12:09.39	14	0:00:33.40	20	0:12:48.00	5					
20	817	FRITZENSCHAFT Andre	 GER.1970.22973	0:13:37.65	12	0:10:38.97	13	0:11:59.31	10	0:15:27.73	13	0:05:00.00	1:22:52.73	+0:16:09.66
				0:11:58.79	11	0:00:33.30	19	0:13:36.98	14					
21	840	SABBIA Andrea	 ITA.1970.22973	0:15:14.59	25	0:11:11.74	20	0:13:29.08	25	0:16:07.87	22		1:23:12.45	+0:16:29.38
				0:12:14.50	17	0:00:34.47	29	0:14:20.20	22					
22	826	ZORTEA Carlo	 ITA.1965.22064	0:15:10.37	24	0:11:38.25	24	0:13:25.38	24	0:15:49.96	17		1:23:30.24	+0:16:47.17
				0:12:26.86	20	0:00:32.45	13	0:14:26.97	23					
23	836	REISING Andre	 GER.1970.22771	0:14:49.67	21	0:12:19.36	32	0:13:11.26	21	0:16:32.91	24		1:24:17.75	+0:17:34.68
				0:12:35.61	22	0:00:33.00	15	0:14:15.94	21					
24	815	WINKLER Gabor	 HUN.1974.22246	0:16:48.13	33	0:12:20.90	33	0:12:22.94	13	0:15:55.58	18	0:01:00.00	1:24:51.93	+0:18:08.86
				0:11:54.19	10	0:00:33.97	26	0:13:56.22	18					
25	841	CARUSO Gianluca	 ITA.1974.22246	0:16:11.97	29	0:11:39.90	26	0:13:38.22	26	0:17:03.02	27		1:26:46.37	+0:20:03.30
				0:13:04.05	25	0:00:34.32	28	0:14:34.89	25					
26	828	MAGISTRI Fabio	 ITA.1974.22246	0:16:19.92	30	0:12:11.06	31	0:13:58.49	27	0:16:36.83	26		1:27:27.75	+0:20:44.68
				0:13:14.05	26	0:00:33.78	25	0:14:33.62	24					
27	816	STRICKER Wilhelm	 ITA.1967.22750	0:16:33.33	31	0:11:03.68	18	0:14:04.78	28	0:16:35.01	25		1:27:33.81	+0:20:50.74
				0:13:19.64	27	0:00:32.27	11	0:15:25.10	28					

RESULTS OVERALL

Pos	Plate	Name Team	Nat EWS number	Stage 1 Stage 5	Pos Pos	Stage 2 Stage 6	Pos Pos	Stage 3 Stage 7	Pos Pos	Stage 4	Pos	Penalties	Time	Gap
MEN Master 40+														
28	824	CALAM Jeff	 GBR.1978.22741	0:17:11.21 0:13:35.39	35 29	0:11:54.61 0:00:33.15	29 18	0:14:45.22 0:15:49.03	30 29	0:18:30.91	29		1:32:19.52	+0:25:36.45
29	814	OFFREDI Yannick	 FRA.1978.22824	0:17:19.26 0:14:32.67	36 31	0:13:16.10 0:00:34.86	34 30	0:14:57.78 0:16:22.46	31 31	0:18:34.26	30		1:35:37.39	+0:28:54.32
30	813	MARTINEZ Frederic	 FRA.1967.22753	0:19:31.93 0:14:17.06	39 30	0:14:02.46 0:00:36.54	36 31	0:17:02.14 0:16:19.83	34 30	0:18:37.39	31	0:05:00.00	1:45:27.35	+0:38:44.28
31	823	ADOLPHSON Odin	 USA.1975.22332	0:19:43.74 0:16:42.95	40 32	0:15:24.35 0:00:33.63	38 23	0:15:45.75 0:14:52.93	32 27	0:17:27.48	28	0:05:00.00	1:45:30.83	+0:38:47.76
32	827	CIAMBRONE Roberto	 ITA.1964.21655	0:24:39.47 0:19:29.17	42 33	0:18:35.61 0:00:39.92	39 32	0:23:22.55 0:20:02.60	36 32	0:23:02.08	33	0:05:00.00	2:14:51.40	+1:08:08.33
DNF	843	GAMBELUNGHE Gianpaolo		0:15:40.18 0:13:23.97	28 28	0:11:46.73 0:00:33.43	27 21	0:14:08.26	29	0:19:33.61	32			
DNF	831	HYNCICA Petr		0:13:41.29	13	0:10:32.98	12	0:12:49.14	19			0:01:00.00		
DNF	838	BARONI Francesco		0:13:47.92	15	0:10:56.22	17	0:13:20.28	23					
DNF	837	ABATE Emmanuel	 FRA.1969.21944	0:18:36.38	38	0:13:33.35	35	0:17:18.32	35			0:05:00.00		
DNF	810	MCNEIL John	 GBR.1969.21394	0:15:06.18	23	0:11:54.43	28							
DNF	812	VOLET Fabien	 FRA.1977.23492	0:15:15.28	26	0:12:07.11	30					0:01:00.00		
DNF	850	FITTIPALDI Christian		0:17:00.70	34	0:15:11.62	37					0:05:00.00		
DNF	835	HORN Pascal		0:16:45.19	32									
DNF	818	PAJMA Martin	 CZE.1977.22282	0:18:00.48	37									
DNF	825	PARENZI Massimo	 ITA.1970.22062	0:20:31.23	41									
DNF	848	BOWIE James												

RESULTS OVERALL

Pos	Plate	Name Team	Nat EWS number	Stage 1 Stage 5	Pos Pos	Stage 2 Stage 6	Pos Pos	Stage 3 Stage 7	Pos Pos	Stage 4	Pos	Penalties	Time	Gap
MEN Master 40+														
DNF	829	ROTA Stefano												
DSQ	846	SACCO Enrico		0:18:54.56		0:13:31.71		0:16:50.63		0:17:37.04				
				0:14:41.29		0:00:34.84		0:15:39.45						
DNS	849	SPADOLINI Jacopo												
DNS	845	PATRIGNANI Daniele												
MEN Under 21														
1	513	TRABAC Theotim Commencal Vallnord Enduro Racing		0:10:38.64	2	<u>0:08:44.96</u>	1	0:09:34.80	2	0:12:29.54	2		1:03:13.72	
			FRA.1998.21829	<u>0:09:57.54</u>	1	0:00:30.48	13	<u>0:11:17.76</u>	1					
2	501	HEAP Elliott Chain Reaction Cycles Mavic		<u>0:10:30.76</u>	1	0:08:51.00	2	<u>0:09:31.45</u>	1	<u>0:12:18.49</u>	1		1:03:24.31	+0:00:10.59
			GBR.1998.21783	0:10:24.68	6	<u>0:00:28.25</u>	1	0:11:19.68	2					
3	502	LUCAS Cole Cube Action Team		0:11:00.93	5	0:09:01.91	6	0:09:50.83	4	0:12:47.07	3		1:04:58.09	+0:01:44.37
			NZL.1998.23013	0:10:08.65	2	0:00:28.98	2	0:11:39.72	3					
4	511	VENDEMMIA Mirco CMC Cycling Experience		0:10:43.83	3	0:08:52.85	3	0:09:36.33	3	0:13:12.09	8		1:04:59.73	+0:01:46.01
			ITA.1998.21871	0:10:17.70	5	0:00:31.20	25	0:11:45.73	5					
5	519	JEANDEL Louis		0:11:12.84	9	0:08:59.67	5	0:10:08.70	7	0:12:59.24	5		1:06:04.18	+0:02:50.46
			FRA.1998.22140	0:10:33.57	10	0:00:30.09	8	0:11:40.07	4					
6	503	SECONDI Nathan		0:11:30.96	15	0:08:57.05	4	0:10:22.41	12	0:12:58.38	4		1:06:32.77	+0:03:19.05
			FRA.1999.22133	0:10:13.74	4	0:00:30.72	16	0:11:59.51	7					
7	536	MARTINELLI Simone		0:11:20.13	12	0:09:18.37	13	0:10:22.44	13	0:13:08.39	6		1:07:10.73	+0:03:57.01
			ITA.1999.22114	0:10:37.86	12	0:00:29.61	6	0:11:53.93	6					
8	505	BAUD Elliott		0:11:05.86	7	0:09:03.16	7	0:10:29.13	15	0:13:48.74	25		1:07:12.40	+0:03:58.68
			FRA.1998.22053	0:10:13.24	3	0:00:29.32	3	0:12:02.95	8					
9	506	BLAHA Vojtech		0:11:31.75	16	0:09:07.75	9	0:10:13.99	10	0:13:08.94	7		1:07:21.13	+0:04:07.41
			CZE.1999.22684	0:10:37.57	11	0:00:32.05	37	0:12:09.08	9					
10	517	PALUDETTO Roberto CMC Cycling Experience		0:11:08.64	8	0:09:21.33	15	0:10:11.39	8	0:13:30.04	12		1:07:32.38	+0:04:18.66
			ITA.2000.21872	0:10:29.31	8	0:00:30.45	11	0:12:21.22	17					
11	514	TUR COSTA Mateu		0:11:15.00	10	0:09:18.47	14	0:10:11.98	9	0:13:45.43	23		1:08:19.20	+0:05:05.48
			ESP.1998.22567	0:10:53.77	22	0:00:30.93	22	0:12:23.62	20					

La Thuile Enduro World Series #5

La Thuile, Italy
July 21 - 22, 2018

RESULTS OVERALL

Pos	Plate	Name Team	Nat EWS number	Stage 1 Stage 5	Pos Pos	Stage 2 Stage 6	Pos Pos	Stage 3 Stage 7	Pos Pos	Stage 4	Pos	Penalties	Time	Gap
MEN Under 21														
12	518	FRANCK Gilles	 BEL.2000.22291	0:11:55.11 0:10:27.76	23 7	0:09:32.46 0:00:29.34	24 4	0:10:47.20 0:12:14.98	24 14	0:13:26.61	11		1:08:53.46	+0:05:39.74
13	539	LANI Martino	 ITA.2001.22164	0:11:02.04 0:11:40.63	6 39	0:09:13.88 0:00:47.72	11 47	0:10:06.53 0:12:21.22	6 17	0:14:03.70	28		1:09:15.72	+0:06:02.00
14	534	BIBOLLET Erwan	 FRA.2000.22616	0:11:40.16 0:10:40.61	18 13	0:10:17.43 0:00:30.28	42 10	0:10:17.36 0:12:12.75	11 12	0:13:44.74	20		1:09:23.33	+0:06:09.61
15	540	PELISSERO Simone	 ITA.2001.21940	0:12:22.67 0:10:51.62	32 20	0:09:29.74 0:00:31.16	21 24	0:10:32.78 0:12:15.44	17 15	0:13:22.60	10		1:09:26.01	+0:06:12.29
16	544	ROBBIE Sam		0:11:53.34 0:10:32.68	21 9	0:09:26.12 0:00:30.45	19 11	0:10:30.31 0:12:12.74	16 11	0:13:40.84	17	0:01:00.00	1:09:46.48	+0:06:32.76
17	557	OSSATI Stefano		0:11:21.40 0:11:01.23	13 27	0:09:35.54 0:00:29.38	29 5	0:11:10.49 0:12:30.49	37 25	0:13:39.82	15		1:09:48.35	+0:06:34.63
18	523	DRACH Torben	 GER.1998.22419	0:12:26.49 0:10:46.14	34 15	0:09:30.81 0:00:30.05	22 7	0:10:41.17 0:12:21.83	22 19	0:13:40.55	16		1:09:57.04	+0:06:43.32
19	509	BEAN Nicolas	 USA.1999.22730	0:12:00.56 0:10:52.50	26 21	0:09:41.85 0:00:30.95	33 23	0:10:57.67 0:12:11.67	31 10	0:13:45.19	22		1:10:00.39	+0:06:46.67
20	516	WILSON Tom	 GBR.2000.22553	0:11:46.32 0:11:04.98	20 28	0:09:39.84 0:00:38.57	31 46	0:10:35.65 0:12:32.50	18 26	0:13:44.75	21		1:10:02.61	+0:06:48.89
21	545	TAYLOR Ian		0:12:30.76 0:10:47.84	38 17	0:09:40.52 0:00:31.76	32 35	0:10:35.70 0:12:23.79	19 21	0:13:42.18	18		1:10:12.55	+0:06:58.83
22	526	DEVLIN Jack	 IRL.1999.22985	0:11:42.47 0:10:47.29	19 16	0:09:36.58 0:00:31.39	30 30	0:10:38.50 0:13:01.31	21 37	0:14:07.48	32		1:10:25.02	+0:07:11.30
23	541	SZAYNA Erik	 USA.1999.21615	0:12:30.33 0:10:43.37	37 14	0:09:24.49 0:00:31.65	17 32	0:11:18.76 0:12:20.79	39 16	0:13:36.68	14		1:10:26.07	+0:07:12.35
24	520	MACARTHUR Glenn	 FRA.2000.22879	0:12:08.65 0:11:19.03	27 32	0:09:34.03 0:00:31.67	27 33	0:11:01.97 0:12:33.50	32 27	0:13:49.94	26		1:10:58.79	+0:07:45.07
25	527	CALLAGHAN Emmet	 IRL.2000.22496	0:11:58.98 0:11:08.84	24 29	0:09:28.68 0:00:30.91	20 20	0:10:49.32 0:12:53.32	25 36	0:14:12.17	35		1:11:02.22	+0:07:48.50
26	507	PESTAK Martin	 CZE.2000.22245	0:12:36.38 0:10:59.02	40 24	0:09:23.11 0:00:30.79	16 18	0:10:57.41 0:12:38.28	30 29	0:13:58.24	27		1:11:03.23	+0:07:49.51
27	538	MASCELLANI Mattia	 ITA.1999.22162	0:11:34.52 0:10:59.49	17 25	0:09:57.75 0:00:33.27	37 41	0:10:56.19 0:12:49.95	29 34	0:14:34.20	39		1:11:25.37	+0:08:11.65

RESULTS OVERALL

Pos	Plate	Name Team	Nat EWS number	Stage 1 Stage 5	Pos Pos	Stage 2 Stage 6	Pos Pos	Stage 3 Stage 7	Pos Pos	Stage 4	Pos	Penalties	Time	Gap
MEN Under 21														
28	553	WILLIAMSON Ryan	 GBR.1998.23082	0:12:37.80 0:11:11.31	41 31	0:09:49.07 0:00:32.06	35 38	0:11:04.49 0:12:36.88	35 28	0:13:45.65	24		1:11:37.26	+0:08:23.54
29	552	PORUBAN Kristian	SLK	0:12:26.66 0:11:01.12	35 26	0:10:06.03 0:00:30.90	40 19	0:10:44.94 0:12:51.90	23 35	0:14:17.20	36		1:11:58.75	+0:08:45.03
30	528	ARMSTRONG Drew	 IRL.2001.22481	0:12:25.29 0:10:50.98	33 19	0:10:08.59 0:00:30.76	41 17	0:11:21.48 0:12:44.35	40 32	0:14:04.83	29		1:12:06.28	+0:08:52.56
31	529	AGURTO Felipe	 CHI.2000.22474	0:12:16.83 0:10:57.86	30 23	0:09:34.75 0:00:30.91	28 20	0:10:50.99 0:12:24.02	26 22	0:15:34.73	45		1:12:10.09	+0:08:56.37
32	504	NASON Duncan Yeti / Fox Shox Factory Race Team	 USA.1999.21709	0:11:28.85 0:11:29.33	14 37	0:09:06.35 0:00:30.19	8 9	0:11:23.42 0:14:56.37	41 46	0:13:16.65	9		1:12:11.16	+0:08:57.44
33	554	GROTTI Nicola	 ITA.1999.21709	0:12:10.81 0:12:05.50	28 42	0:09:47.36 0:00:31.21	34 26	0:11:02.78 0:12:29.97	33 24	0:14:06.10	31		1:12:13.73	+0:09:00.01
34	546	MARTINEZ Eric	 ESP.1999.21709	0:12:27.37 0:11:20.22	36 33	0:10:01.10 0:00:31.25	38 28	0:11:09.42 0:12:47.71	36 33	0:14:27.79	38		1:12:44.86	+0:09:31.14
35	542	ROBBINS Adam	 CAN.1998.22150	0:13:39.98 0:10:50.86	46 18	0:09:16.05 0:00:30.50	12 14	0:10:36.02 0:12:13.25	20 13	0:15:47.68	46		1:12:54.34	+0:09:40.62
36	522	BARICH Leopold	 GER.1998.22342	0:12:20.21 0:12:25.03	31 43	0:10:05.00 0:00:35.76	39 44	0:10:55.67 0:12:43.37	28 31	0:14:05.92	30		1:13:10.96	+0:09:57.24
37	562	HARO MARTINEZ Alvaro	 ESP.1998.22546	0:13:08.13 0:11:22.84	43 34	0:09:56.11 0:00:31.82	36 36	0:11:30.29 0:13:04.05	42 38	0:14:09.31	33		1:13:42.55	+0:10:28.83
38	532	REAL Pierre	 FRA.1998.22500	0:12:00.29 0:11:09.98	25 30	0:09:31.03 0:00:31.70	23 34	0:10:27.48 0:15:56.36	14 47	0:14:12.08	34		1:13:48.92	+0:10:35.20
39	512	SACCON Matteo CMC Cycling Experience	 ITA.2000.21866	0:10:55.96 0:17:12.29	4 46	0:09:24.70 0:00:31.28	18 29	0:09:59.06 0:12:40.18	5 30	0:13:30.49	13	0:01:00.00	1:15:13.96	+0:12:00.24
40	559	ADOBATI Denir	 ITA.2000.21866	0:13:04.67 0:11:26.07	42 35	0:11:01.93 0:00:30.55	50 15	0:11:44.04 0:13:13.27	44 39	0:14:35.10	40		1:15:35.63	+0:12:21.91
41	558	IONFER Alessandro	 ITA.2000.21866	0:13:45.68 0:11:48.75	48 40	0:10:27.20 0:00:33.50	45 43	0:11:49.09 0:13:43.34	45 41	0:15:09.71	42		1:17:17.27	+0:14:03.55
42	551	RENARD Bastien	 BEL.2000.21866	0:13:40.59 0:11:56.02	47 41	0:10:38.51 0:00:32.92	46 40	0:12:05.52 0:13:45.60	47 42	0:15:11.35	43		1:17:50.51	+0:14:36.79
43	547	PONTHUS Matthieu	 FRA.2000.21866	0:14:16.60 0:11:27.34	50 36	0:10:23.28 0:00:31.23	43 27	0:11:42.91 0:13:35.86	43 40	0:14:55.04	41	0:01:00.00	1:17:52.26	+0:14:38.54

RESULTS OVERALL

Pos	Plate	Name Team	Nat EWS number	Stage 1 Stage 5	Pos Pos	Stage 2 Stage 6	Pos Pos	Stage 3 Stage 7	Pos Pos	Stage 4	Pos	Penalties	Time	Gap
MEN Under 21														
44	543	STERCKX Nathan	 CAN.2001.22631	0:11:54.92 0:11:31.07	22 38	0:10:42.45 0:00:33.40	47 42	0:11:10.78 0:14:03.82	38 43	0:14:22.53	37	0:05:00.00	1:19:18.97	+0:16:05.25
45	531	BOSC Enzo	 FRA.2000.21915	0:12:13.52 0:22:02.21	29 47	0:09:32.82 0:00:38.14	25 45	0:10:51.43 0:12:29.88	27 23	0:13:42.55	19		1:21:30.55	+0:18:16.83
46	525	KRISTENSEN Joel	 AUS.1998.21469	0:15:13.34 0:12:39.87	53 44	0:10:26.65 0:00:31.48	44 31	0:13:04.55 0:14:27.84	49 44	0:15:11.77	44		1:21:35.50	+0:18:21.78
47	549	LEGRAND Maxime	 BEL.1998.21469	0:15:05.06 0:14:11.73	51 45	0:10:52.53 0:00:32.17	49 39	0:12:47.66 0:14:31.78	48 45	0:16:09.74	47		1:24:10.67	+0:20:56.95
DNF	550	SERVAIS Gauthier		0:13:34.79	44	0:10:43.17	48	0:12:05.41	46	0:33:29.17	48			
DNF	521	FEJER Max Team Dorrong Enduro	 AUT.2000.21703	0:12:32.24	39	0:09:32.87	26	0:11:03.05	34					
DNF	533	DOLGOS Robin	 FRA.1999.23576	0:15:07.44	52	0:11:09.70	51	0:14:07.72	50					
DNF	510	SELF Daniel	 NZL.1998.21834	0:11:20.03	11	0:09:09.95	10							
DNF	556	PASTORINO Tommaso		0:13:38.63	45	0:11:46.55	52							
DNF	535	LAUTHIER Florent	 FRA.2000.23113	0:13:50.83	49									
DNF	537	GARBUIO Riccardo	 ITA.1999.22063	0:17:52.21	54									
DNF	561	ROTA Matteo												
DNF	560	AONDIO Matteo												
DNS	530	GARCIA SANCHEZ Tomas	 ESP.1998.22341											
DNS	508	KOEN Matthew	 USA.1998.22470											

La Thuile Enduro World Series #5

La Thuile, Italy
July 21 - 22, 2018

RESULTS OVERALL

Pos	Plate	Name Team	Nat EWS number	Stage 1 Stage 5	Pos Pos	Stage 2 Stage 6	Pos Pos	Stage 3 Stage 7	Pos Pos	Stage 4	Pos	Penalties	Time	Gap
WOMEN														
1	1	RAVANEL Cecile Commencal Vallnord Enduro Racing	 FRA.1981.21884	0:11:47.62 0:10:37.63	1 1	0:09:30.62 0:00:32.04	1 3			0:13:41.55 0:12:30.38	1 1		0:58:39.84	
2	2	COURDURIER Isabeau Intense Mavic Collective	 FRA.1994.21731	0:11:54.15 0:10:40.72	2 2	0:09:58.30 0:00:32.39	2 5			0:14:24.20 0:12:49.43	2 2		1:00:19.19	+0:01:39.35
3	6	THOMA Ines Canyon Factory Enduro Team	 GER.1989.21750	0:12:24.26 0:11:16.37	4 4	0:10:18.15 0:00:34.06	6 16			0:14:35.27 0:13:10.70	3 4		1:02:18.81	+0:03:38.97
4	4	GEHRIG Anita Norco Twins Racing	 SUI.1987.21718	0:12:57.93 0:11:22.95	7 5	0:10:06.05 0:00:33.18	3 9			0:14:38.30 0:13:22.67	4 6		1:03:01.08	+0:04:21.24
5	3	WINTON Katy Trek Factory Racing	 GBR.1993.21730	0:13:20.89 0:11:11.82	12 3	0:10:13.18 0:00:31.98	4 2			0:14:47.05 0:13:06.60	5 3		1:03:11.52	+0:04:31.68
6	408	LANTHIER NADEAU Andreane Rocky Mountain/Race Face Enduro Team	 CAN.1993.21609	0:12:51.12 0:11:25.99	6 6	0:10:18.72 0:00:32.08	7 4			0:14:56.42 0:13:12.90	6 5		1:03:17.23	+0:04:37.39
7	7	KOREM Noga GT Factory Racing	 ISR.1991.21660	0:12:59.42 0:11:46.14	8 9	0:10:36.64 0:00:33.14	11 8			0:15:07.95 0:13:34.29	9 9		1:04:37.58	+0:05:57.74
8	9	COOK Becky Orbea Enduro Team	 GBR.1986.21664	0:13:14.34 0:11:39.39	9 8	0:10:26.99 0:00:32.66	8 7			0:15:25.10 0:13:24.89	11 7		1:04:43.37	+0:06:03.53
9	412	CHARRE Morgane FRA.1990.21958	 FRA.1990.21958	0:13:14.59 0:11:27.99	10 7	0:10:41.02 0:00:35.31	13 21			0:15:21.34 0:13:31.49	10 8		1:04:51.74	+0:06:11.90
10	413	CHARLES Laura FRA.1995.23500	 FRA.1995.23500	0:13:59.07 0:11:51.07	17 10	0:10:40.87 0:00:33.57	12 12			0:15:06.89 0:13:58.30	8 10		1:06:09.77	+0:07:29.93
11	8	BARAONA Rebecca Ibis Cycles Enduro Race Team	 GBR.1989.21715	0:13:20.73 0:12:09.43	11 13	0:10:56.97 0:00:32.45	16 6			0:16:12.24 0:14:09.20	17 12		1:07:21.02	+0:08:41.18
12	401	ESPINEIRA Florencia CHI.1992.22941	 CHI.1992.22941	0:14:41.25 0:12:11.29	25 14	0:10:41.35 0:00:33.42	14 11			0:15:43.08 0:14:13.96	14 14		1:08:04.35	+0:09:24.51
13	409	PAGEAU Rachel Unior Devinci Factory Racing	 CAN.1995.21742	0:14:09.68 0:12:32.44	19 17	0:10:55.69 0:00:33.97	15 15			0:15:45.01 0:14:29.48	15 18		1:08:26.27	+0:09:46.43
14	421	BRUCHLE Veronika GER.1995.22726	 GER.1995.22726	0:14:37.01 0:11:55.45	24 11	0:11:42.42 0:00:31.83	24 1			0:15:40.51 0:14:00.53	13 11		1:08:27.75	+0:09:47.91
15	406	DUVERT Julie Ibis Cycles Enduro Race Team	 FRA.1996.21719	0:14:19.77 0:12:38.75	20 18	0:10:35.63 0:00:35.50	10 24			0:16:04.63 0:14:23.29	16 15		1:08:37.57	+0:09:57.73
16	411	ROSSIN Laura ITA.1991.22770	 ITA.1991.22770	0:14:01.30 0:12:24.02	18 15	0:11:08.86 0:00:34.73	17 18			0:16:17.93 0:14:27.60	20 16		1:08:54.44	+0:10:14.60

La Thuile Enduro World Series #5

La Thuile, Italy
July 21 - 22, 2018







RESULTS OVERALL

Pos	Plate	Name Team	Nat EWS number	Stage 1 Stage 5	Pos	Stage 2 Stage 6	Pos	Stage 3 Stage 7	Pos	Stage 4	Pos	Penalties	Time	Gap
WOMEN														
17	418	PICTON Leonie	 AUS.1986.22420	0:13:41.01	15	0:11:24.63	20			0:16:13.58	18		1:09:05.56	+0:10:25.72
				0:12:59.77	23	0:00:35.02	19	0:14:11.55	13					
18	419	WUNDERLIN Alba	 SUI.1984.23104	0:14:32.04	23	0:11:41.53	23			0:16:15.54	19		1:10:01.08	+0:11:21.24
				0:12:28.34	16	0:00:35.22	20	0:14:28.41	17					
19	429	BORMOLINI Jessica	 ITA.1984.23104	0:13:33.66	14	0:11:36.02	22			0:16:26.11	22		1:10:20.02	+0:11:40.18
				0:13:17.69	25	0:00:33.41	10	0:14:53.13	21					
20	402	GILL Martha	 GBR.1997.22469	0:14:27.50	21	0:11:22.56	19			0:17:08.93	25		1:11:22.37	+0:12:42.53
				0:12:53.02	22	0:00:33.60	13	0:14:56.76	22					
21	422	WIEDENROTH Sofia	 GER.1995.24544	0:14:27.55	22	0:11:35.90	21			0:16:23.78	21	0:01:00.00	1:11:41.74	+0:13:01.90
				0:12:46.29	20	0:00:35.37	22	0:14:52.85	20					
22	404	SHARP Katherine Hope Factory Racing	 GBR.1994.21662	0:15:48.85	32	0:12:00.64	26			0:17:16.77	26		1:13:25.50	+0:14:45.66
				0:12:41.27	19	0:00:35.38	23	0:15:02.59	23					
23	407	CHARLES Estelle	 FRA.1997.22205	0:13:41.38	16	0:11:15.06	18			0:16:48.32	24	0:05:00.00	1:15:15.26	+0:16:35.42
				0:12:52.38	21	0:00:34.28	17	0:15:03.84	24					
24	420	SCHNEITTER Nathalie	 SUI.1986.22265	0:15:22.64	29	0:15:09.86	32			0:16:26.86	23		1:15:15.86	+0:16:36.02
				0:13:01.70	24	0:00:35.54	25	0:14:39.26	19					
25	416	NESTLEROVA Fejola Stepanka	 CZE.1985.21761	0:15:12.78	27	0:11:57.18	25			0:17:36.16	27		1:15:37.73	+0:16:57.89
				0:14:39.93	28	0:00:37.56	27	0:15:34.12	25					
26	423	BJORKMAN Josefine	 SWE.1994.22313	0:16:39.02	33	0:12:37.88	29			0:18:22.38	28	0:01:00.00	1:19:47.37	+0:21:07.53
				0:14:06.47	27	0:00:36.71	26	0:16:24.91	27					
27	424	ENLUND Jessica	 SWE.1989.22339	0:15:46.81	31	0:13:59.37	31			0:19:23.07	29	0:01:00.00	1:20:21.21	+0:21:41.37
				0:13:23.16	26	0:00:37.80	28	0:16:11.00	26					
28	415	JONNIER Morgane	 FRA.1990.22559	0:13:21.86	13	0:12:19.22	28			0:15:25.43	12		1:22:15.04	+0:23:35.20
				0:11:58.19	12	0:00:33.63	14	0:28:36.71	28					
DNF	405	PUGIN Melanie Miranda Racing Team	 FRA.1990.21693	0:12:23.20	3	0:10:17.32	5			0:14:59.49	7			
				0:30:41.95	29									
DNF	10	MORRISON Raewyn Giant Factory Off-Road Team	 NZL.1989.21630	0:12:45.08	5	0:10:28.10	9							
DNF	417	DRENGUBAKOVA Andrea	 CZE.1990.22278	0:15:02.32	26	0:12:14.79	27							
DNF	431	CHINBURG Megan	 USA.1979.22644	0:18:08.23	35	0:13:12.39	30					0:01:00.00		





RESULTS OVERALL

Pos	Plate	Name Team	Nat EWS number	Stage 1 Stage 5	Pos	Stage 2 Stage 6	Pos	Stage 3 Stage 7	Pos	Stage 4 Pos	Pos	Penalties	Time	Gap
-----	-------	--------------	-------------------	--------------------	-----	--------------------	-----	--------------------	-----	----------------	-----	-----------	------	-----





WOMEN

DNF	410	GALLEAN Chloe Team Lapiere	 FRA.1994.21676	0:15:13.40	28									
DNF	427	SAVELLI Irene	 ITA.1992.22163	0:15:34.67	30									
DNF	414	MARCHAL Alexandra	 BEL.1991.22790	0:17:03.90	34									
DNF	403	BEERTEN Anneke Alchemy Bicycles Factory Racing	 NED.1982.21807	0:42:07.67	36									
DNF	428	DETHLEFSEN Eva	 DEN.1991.21720	0:51:35.64	37									
DSQ	430	COSTA Carolina	 DEN.1991.21720	0:22:26.95		0:16:07.47								

WOMEN | Master 35+

1	702	MICHEL Daniela	 SUI.1981.21559	0:17:59.07 <u>0:14:05.61</u>	3 1	0:12:37.80 0:00:37.15	1 3	0:15:27.43 <u>0:16:19.19</u>	1 1	0:18:49.78	2		1:35:56.03	
2	701	MCCONNELOUG Mary	 USA.1971.22390	<u>0:17:51.08</u> 0:14:44.01	1 2	0:13:22.59 0:00:36.02	2 2	0:15:51.61 0:16:40.22	2 2	<u>0:18:38.86</u>	1	0:01:00.00	1:38:44.39	+0:02:48.36
3	703	NELEN Kristien	 BEL.1991.22790	0:18:10.74 0:15:21.65	4 3	0:13:32.75 <u>0:00:35.63</u>	3 1	0:16:38.85 0:17:39.46	3 3	0:20:04.05	3	0:01:00.00	1:43:03.13	+0:07:07.10
DNF	704	NEWMAN Roslynn	 GBR.1998.21859	0:17:51.26	2	0:14:19.75	4					0:05:00.00		

WOMEN | Under 21

1	601	CONOLLY Ella	 GBR.1998.21859	0:14:57.54 <u>0:12:39.19</u>	1 1	0:11:44.22 0:00:35.46	1 3	0:13:19.32 <u>0:14:47.66</u>	1 1	0:16:29.70	1		1:24:33.09	
2	603	MAUNSELL Leah	 IRL.1992.22163	0:16:31.92 0:14:17.86	2 3	0:12:28.54 <u>0:00:34.67</u>	3 1	0:15:19.78 0:15:20.73	3 2	0:17:08.34	2	0:05:00.00	1:36:41.84	+0:12:08.75
3	602	TAYLOR Chloe	 GBR.1998.23462	0:18:18.39 0:14:14.67	3 2	0:20:02.92 0:00:34.89	5 2	0:17:03.84 0:16:17.66	4 3	0:17:48.93	3	0:05:00.00	1:49:21.30	+0:24:48.21
4	606	LAWTON Abigale	 GBR.1998.22765	0:19:50.78 0:16:17.16	4 4	0:16:41.35 0:00:37.22	4 4	0:23:03.81 0:17:17.43	5 4	0:19:09.65	4	0:05:00.00	1:57:57.40	+0:33:24.31



La Thuile Enduro World Series #5

La Thuile, Italy
 July 21 - 22, 2018

RESULTS OVERALL

Pos	Plate	Name Team	Nat EWS number	Stage 1 Stage 5	Pos Pos	Stage 2 Stage 6	Pos Pos	Stage 3 Stage 7	Pos Pos	Stage 4 Pos	Pos	Penalties	Time	Gap
-----	-------	--------------	-------------------	--------------------	------------	--------------------	------------	--------------------	------------	----------------	-----	-----------	------	-----

WOMEN | Under 21

DNF	604	HENDERSON Polly		0:20:26.57	5	0:12:10.24	2	0:14:35.84	2	0:41:54.14	5	0:05:00.00		
DNF	605	MAES Camille		0:27:32.78	6									

Penalties

Plate	Name	Penalty	Details
16	Alexandre CURE	00:01:00	Late start S2
108	Lucas BRUDER	00:10:00	Late start S2, Late start TC1
121	Matteo BERTA	00:00:10	Early start S6
131	Robert WILLIAMS	00:05:00	Late start S2
135	Cole PICCHIOTTINO	00:05:00	Late start S2
137	Andre BRETAS	00:01:00	Late start S2
138	Felipe VIAL	00:05:00	Late start S2
163	Franck KIRSCHER	00:01:00	Late start TC2
168	Alessandro SEPP	DSQ	Late start S2
193	James SWINDEN	00:01:00	Late start S2
196	Ben CLAYTON	00:01:00	Late start S2
217	Juan Andres JURADO	00:01:00	Late start S2
219	Miguel PARDAL	00:05:00	Late start S2
221	Joel SILVA	00:05:00	Late start S2
242	Jeppe Bob BERTELSEN	00:05:00	Late start S2
271	Finn TENNANT	00:01:00	Late start S2
275	Ronny STERCKX	00:05:00	Late start S2
407	Estelle CHARLES	00:05:00	Late start S2
422	Sofia WIEDENROTH	00:01:00	Late start S2
423	Josefine BJORKMAN	00:01:00	Late start S2
424	Jessica ENLUND	00:01:00	Late start S2
430	Carolina COSTA	DSQ	Late start S2
431	Megan CHINBURG	00:01:00	Late start S2
512	Matteo SACCON	00:01:00	Late start S5
543	Nathan STERCKX	00:05:00	Late start S2
544	Sam ROBBIE	00:01:00	Late start S2
547	Matthieu PONTUS	00:01:00	Late start TC1
602	Chloe TAYLOR	00:05:00	Late start S2

Penalties

Plate	Name	Penalty	Details
603	Leah MAUNSELL	00:05:00	Late start S2
604	Polly HENDERSON	00:05:00	Late start S2
606	Abigale LAWTON	00:05:00	Late start S2
701	Mary MCCONNELOUC	00:01:00	Late start S2
703	Kristien NELEN	00:01:00	Late start S2
704	Roslynn NEWMAN	00:05:00	Late start S2
812	Fabien VOLET	00:01:00	Late start S2
813	Frederic MARTINEZ	00:05:00	Late start S2
815	Gabor WINKLER	00:01:00	Late start S2
817	Andre FRITZENSCHAF	00:05:00	Late start S2
823	Odin ADOLPHSON	00:05:00	Late start S2
827	Roberto CIAMBRONE	00:05:00	Late start S2
830	Vlastimil HYNCICA	00:01:00	Late start S2
831	Petr HYNCICA	00:01:00	Late start S2
837	Emmanuel ABATE	00:05:00	Late start S2
846	Enrico SACCO	DSQ	Late start S2
850	Christian FITTIPALDI	00:05:00	Late start S2