


































Results For Day 1

Pos	Plate	Name Team	Nat EWS number	Stage 1PRO	Pos	Penalties	Time	Gap
MEN								
1	21	MOIR Jack Canyon Collective	 AUS.1994.33430	0:03:25.37	1		0:03:25.37	
2	27	MAES Martin GT Factory Racing	 BEL.1997.21636	0:03:29.09	2		0:03:29.09	+0:00:03.72
3	82	BUCHANAN Lewis	 GBR.1993.21608	0:03:30.23	3		0:03:30.23	+0:00:04.86
4	11	MELAMED Jesse Rocky Mountain Race Face	 CAN.1992.21596	0:03:30.34	4		0:03:30.34	+0:00:04.97
5	35	CALLAGHAN Gregory Devinci Global Racing	 IRL.1991.21827	0:03:31.09	5		0:03:31.09	+0:00:05.72
6	86	WALL Evan Orbea FOX Enduro Team	 CAN.1999.23531	0:03:33.02	6		0:03:33.02	+0:00:07.65
7	142	DALE Sam	 GBR.1990.22733	0:03:33.26	7		0:03:33.26	+0:00:07.89
8	5	DAILLY Adrien Lapierre Zipp Collective	 FRA.1996.21677	0:03:33.31	8		0:03:33.31	+0:00:07.94
9	36	PERSAK Vid Orbea FOX Enduro Team	 SLO.1996.22810	0:03:33.38	9		0:03:33.38	+0:00:08.01
10	76	WATSON Corey	 GBR.1999.35483	0:03:33.97	10		0:03:33.97	+0:00:08.60
10	8	WALKER Matthew Pivot Factory Racing	 NZL.1990.21846	0:03:33.97	10		0:03:33.97	+0:00:08.60












Results For Day 1

Pos	Plate	Name Team	Nat EWS number	Stage 1PRO	Pos	Penalties	Time	Gap
MEN								
12	83	BRAYTON Adam	 GBR.1988.39900	0:03:34.42	12		0:03:34.42	+0:00:09.05
13	100	GALLAGHER Christopher	 GBR.1993.23014	0:03:34.51	13		0:03:34.51	+0:00:09.14
14	79	KERR Bernard Pivot Factory Racing	 GBR.1991.27607	0:03:35.08	14		0:03:35.08	+0:00:09.71
15	78	WALKER Matt	 GBR.1999.40099	0:03:35.11	15		0:03:35.11	+0:00:09.74
16	41	SCOTT Mark Santa Cruz	 GBR.1993.21714	0:03:35.18	16		0:03:35.18	+0:00:09.81
17	274	RUFFRAY Mathieu Team Cycles Peugeot	 FRA.1997.22634	0:03:35.40	17		0:03:35.40	+0:00:10.03
18	30	MURRAY Charles Specialized Racing	 NZL.1996.22752	0:03:35.50	18		0:03:35.50	+0:00:10.13
19	10	JOHANSEN Zakarias Ibis Enduro Team	 SWE.1992.21863	0:03:35.95	19		0:03:35.95	+0:00:10.58
20	12	JOHNSON Leigh Pole Enduro Race Team	 GBR.1996.22603	0:03:36.41	20		0:03:36.41	+0:00:11.04
21	24	WOOLLEY Kasper Yeti / OneUp PRO Team	 CAN.1999.21348	0:03:36.65	21		0:03:36.65	+0:00:11.28
22	64	GRANT Kelan Chain Reaction Cycles	 IRL.1993.21773	0:03:36.68	22		0:03:36.68	+0:00:11.31












Results For Day 1

Pos	Plate	Name Team	Nat EWS number	Stage 1PRO	Pos	Penalties	Time	Gap
MEN								
23	31	GALY Theo Sunn French Connexion By Alpe D'Huez	 FRA.1990.21691	0:03:36.77	23		0:03:36.77	+0:00:11.40
24	75	CONNELL Joseph Orange Factory Racing	 GBR.1994.21745	0:03:37.26	24		0:03:37.26	+0:00:11.89
25	15	NEER Shawn Yeti / Fox Factory Team	 USA.1991.21712	0:03:37.37	25		0:03:37.37	+0:00:12.00
26	13	WALLNER Robin Ibis Enduro Team	 SWE.1988.21594	0:03:37.38	26		0:03:37.38	+0:00:12.01
27	40	VERNER Rhys Forbidden Synthesis	 CAN.1997.22407	0:03:38.02	27		0:03:38.02	+0:00:12.65
28	28	VIDAL Antoine Commencal Enduro Team	 FRA.2001.25035	0:03:38.04	28		0:03:38.04	+0:00:12.67
29	77	ROPELATO Mitch	 USA.1992.22734	0:03:38.43	29		0:03:38.43	+0:00:13.06
30	4	TORDO Dimitri Canyon Collective	 FRA.1993.21764	0:03:38.65	30		0:03:38.65	+0:00:13.28
31	101	HUTCHENS Chris	 GBR.1989.22999	0:03:38.76	31		0:03:38.76	+0:00:13.39
32	141	BEAUMONT Marc	 GBR.1984.38342	0:03:38.81	32		0:03:38.81	+0:00:13.44
33	63	FRANCK Gilles	 BEL.2000.22291	0:03:38.90	33		0:03:38.90	+0:00:13.53







Results For Day 1

Pos	Plate	Name Team	Nat EWS number	Stage 1PRO	Pos	Penalties	Time	Gap
MEN								
34	98	SCOTT Riley	 GBR.2000.38625	0:03:39.07	34		0:03:39.07	+0:00:13.70
35	25	HEAP Elliott Chain Reaction Cycles	 GBR.1998.21783	0:03:39.18	35		0:03:39.18	+0:00:13.81
36	6	GAUVIN Remi Rocky Mountain Race Face	 CAN.1992.21624	0:03:39.56	36		0:03:39.56	+0:00:14.19
37	81	BARNES Joe	 GBR.1988.21748	0:03:39.59	37		0:03:39.59	+0:00:14.22
38	2	NICOLAI Florian Trek Factory Racing	 FRA.1993.21749	0:03:39.63	38		0:03:39.63	+0:00:14.26
39	116	MOORE Thomas	 GBR.1994.33293	0:03:39.78	39		0:03:39.78	+0:00:14.41
40	70	MASTERS Wyn GT Factory Racing	 NZL.1987.21663	0:03:39.96	40		0:03:39.96	+0:00:14.59
41	56	STONE Brady Theory Global Enduro Team	 NZL.2000.23119	0:03:40.30	41		0:03:40.30	+0:00:14.93
42	73	MACARTHUR Glenn	 FRA.2000.22879	0:03:40.33	42		0:03:40.33	+0:00:14.96
43	33	TEXTOR Christian Team BULLS	 GER.1990.22845	0:03:40.48	43		0:03:40.48	+0:00:15.11
44	1	HILL Samuel Chain Reaction Cycles	 AUS.1985.21775	0:03:41.02	44		0:03:41.02	+0:00:15.65











Results For Day 1

Pos	Plate	Name Team	Nat EWS number	Stage 1PRO	Pos	Penalties	Time	Gap
MEN								
45	117	LANGHORN Reece	 GBR.1988.23486	0:03:41.18	45		0:03:41.18	+0:00:15.81
46	3	MIQUEL Kevin Specialized Racing	 FRA.1991.21704	0:03:41.21	46		0:03:41.21	+0:00:15.84
47	14	LUCAS Cole Ibis Enduro Team	 NZL.1998.23013	0:03:41.48	47		0:03:41.48	+0:00:16.11
48	80	READING Jack	 GBR.1988.22548	0:03:41.89	48		0:03:41.89	+0:00:16.52
49	85	KRASNY Carter	 CAN.1999.22027	0:03:42.73	49		0:03:42.73	+0:00:17.36
50	65	GARAY TAMAYO Iago Santa Cruz	 ESP.1991.21707	0:03:42.78	50		0:03:42.78	+0:00:17.41
51	62	BLAIR Lachlan Orange Factory Racing	 GBR.1995.21426	0:03:42.90	51		0:03:42.90	+0:00:17.53
52	38	LARBEOU Guillaume Sunn French Connexion By Alpe D'Huez	 FRA.1994.25575	0:03:43.61	52		0:03:43.61	+0:00:18.24
53	34	CHARLES Clement Rossignol Factory Team	 FRA.1994.22206	0:03:43.71	53		0:03:43.71	+0:00:18.34
54	29	VENDEMMIA Mirco Fastlight-Abetone	 ITA.1998.21871	0:03:43.94	54		0:03:43.94	+0:00:18.57
55	126	SHUCKSMITH Samuel	 GBR.1990.23007	0:03:44.28	55		0:03:44.28	+0:00:18.91












Results For Day 1

Pos	Plate	Name Team	Nat EWS number	Stage 1PRO	Pos	Penalties	Time	Gap
MEN								
56	107	HARKER Jack	 GBR.1998.33252	0:03:44.48	56		0:03:44.48	+0:00:19.11
57	26	OTON Damien Orbea FOX Enduro Team	 FRA.1987.21728	0:03:44.55	57		0:03:44.55	+0:00:19.18
58	54	MENJOU Irene	 FRA.1995.22122	0:03:44.61	58		0:03:44.61	+0:00:19.24
59	59	TORRALBA GARASA Juan Gabriel Orbea FOX Enduro Team	 ESP.1997.21633	0:03:45.29	59		0:03:45.29	+0:00:19.92
60	72	SELF Daniel Theory Global Enduro Team	 NZL.1998.21834	0:03:46.01	60		0:03:46.01	+0:00:20.64
61	66	DRACH Torben	 GER.1998.22419	0:03:46.26	61		0:03:46.26	+0:00:20.89
61	32	PIGEON Hugo Scott SR Suntour Enduro Team	 FRA.1996.23507	0:03:46.26	61		0:03:46.26	+0:00:20.89
61	89	JONES Jono	 GBR.1994.37370	0:03:46.26	61		0:03:46.26	+0:00:20.89
64	92	FRESQUET Axel Urge Pyrenees Gravity	 FRA.1998.23081	0:03:46.29	64		0:03:46.29	+0:00:20.92
65	74	PONTAL Yannick Team Cycles Peugeot	 FRA.1985.22511	0:03:46.30	65		0:03:46.30	+0:00:20.93
66	103	CARROLL Gavin	 IRL.1993.35848	0:03:46.38	66		0:03:46.38	+0:00:21.01












Results For Day 1

Pos	Plate	Name Team	Nat EWS number	Stage 1PRO	Pos	Penalties	Time	Gap
MEN								
67	88	WILSON Thomas Orange Factory Racing	 GBR.2000.22553	0:03:46.56	67		0:03:46.56	+0:00:21.19
68	60	NATION Joseph Pole Enduro Race Team	 NZL.1989.21670	0:03:47.36	68		0:03:47.36	+0:00:21.99
69	132	JENSEN Henrik	 GBR.1998.25933	0:03:47.44	69		0:03:47.44	+0:00:22.07
70	120	YOUNG Robert	 GBR.1988.30345	0:03:47.70	70		0:03:47.70	+0:00:22.33
71	22	BORGES Jose Canyon Collective	 POR.1990.21669	0:03:48.07	71		0:03:48.07	+0:00:22.70
72	135	HOLOWKO Alex	 GBR.1990.21357	0:03:48.22	72		0:03:48.22	+0:00:22.85
73	58	CARBALLO GONZALEZ Edgar Orbea FOX Enduro Team	 ESP.1988.30531	0:03:48.38	73		0:03:48.38	+0:00:23.01
74	91	MOROTTI Hugo	 FRA.2000.24522	0:03:48.43	74		0:03:48.43	+0:00:23.06
75	71	MYSIK Milan	 CZE.1993.22051	0:03:49.00	75		0:03:49.00	+0:00:23.63
76	53	SECONDI Nathan Fulgur Factory Team	 FRA.1999.22133	0:03:49.78	76		0:03:49.78	+0:00:24.41
77	115	SHIRLEY James	 GBR.1989.22351	0:03:50.89	77		0:03:50.89	+0:00:25.52












Results For Day 1

Pos	Plate	Name Team	Nat EWS number	Stage 1PRO	Pos	Penalties	Time	Gap
MEN								
78	121	TUCKER Richard	 GBR.1991.36353	0:03:52.09	78		0:03:52.09	+0:00:26.72
79	143	BROOKES Martyn	 GBR.1987.23008	0:03:52.66	79		0:03:52.66	+0:00:27.29
80	114	MOYNIHAN Liam	 GBR.1991.21835	0:03:53.02	80		0:03:53.02	+0:00:27.65
81	97	JANSER Robin	 SUI.2000.25837	0:03:53.39	81		0:03:53.39	+0:00:28.02
82	108	ROSSI Saben	 USA.1985.23371	0:03:53.45	82		0:03:53.45	+0:00:28.08
83	134	LEWIS Josh	 GBR.1993.21705	0:03:53.58	83		0:03:53.58	+0:00:28.21
84	131	WILLIAMS Luke	 GBR.1997.25234	0:03:54.02	84		0:03:54.02	+0:00:28.65
85	109	DERKUM Christian	 GER.1991.23043	0:03:54.63	85		0:03:54.63	+0:00:29.26
86	90	HEBERT Ambroise	 FRA.1993.21934	0:03:54.89	86		0:03:54.89	+0:00:29.52
87	128	CALLAGHAN Emmet	 IRL.2000.25892	0:03:55.13	87		0:03:55.13	+0:00:29.76
88	87	PFEIL Max	 GER.1998.27442	0:03:55.64	88		0:03:55.64	+0:00:30.27

Results For Day 1

Pos	Plate	Name Team	Nat EWS number	Stage 1PRO	Pos	Penalties	Time	Gap
MEN								
89	118	COULTHARD Aidan	 GBR.1996.33292	0:03:56.15	89		0:03:56.15	+0:00:30.78
90	93	ARNAUD Quentin Sunn French Connexion By Alpe D'Huez	 FRA.1994.22628	0:03:56.45	90		0:03:56.45	+0:00:31.08
91	119	BROWN Chris	 IRL.1995.33325	0:03:56.74	91		0:03:56.74	+0:00:31.37
92	113	DEMUYLDER Jonas	 BEL.1997.25196	0:03:57.69	92		0:03:57.69	+0:00:32.32
93	106	LANDMARK Ola Javold	 NOR.1999.25289	0:03:59.74	93		0:03:59.74	+0:00:34.37
94	99	RYAN Fergus	 GBR.1993.22458	0:04:00.13	94		0:04:00.13	+0:00:34.76
95	111	BARICH Leopold	 GER.1998.22342	0:04:01.24	95		0:04:01.24	+0:00:35.87
96	110	SCHWENK Robert	 GER.1994.23041	0:04:03.33	96		0:04:03.33	+0:00:37.96
97	125	COUTURE Charles	 CAN.1999.29610	0:04:03.80	97		0:04:03.80	+0:00:38.43
98	122	DIEU Antonio	 FRA.1989.26701	0:04:04.30	98		0:04:04.30	+0:00:38.93
99	127	IRWIN Ben	 GBR.1994.37610	0:04:08.03	99		0:04:08.03	+0:00:42.66












Results For Day 1

Pos	Plate	Name Team	Nat EWS number	Stage 1PRO	Pos	Penalties	Time	Gap
MEN								
100	138	BROTHERTON Tobias	 USA.1993.24850	0:04:10.51	100		0:04:10.51	+0:00:45.14
101	137	JONSSON Gestur	 ISL.1989.25903	0:04:13.64	101		0:04:13.64	+0:00:48.27
102	112	BEAN Nicolas Theory Global Enduro Team	 USA.1999.22730	0:04:15.69	102		0:04:15.69	+0:00:50.32
103	123	GUERIN Cedric	 FRA.1992.23190	0:04:23.66	103		0:04:23.66	+0:00:58.29
104	133	SCHELBERT Aron	 SUI.2000.24501	0:04:26.96	104		0:04:26.96	+0:01:01.59
DSQ	7	RUDE JR Richard Yeti / Fox Factory Team	 USA.1995.21739	0:03:29.02				
DSQ	23	LUKASIK Slawomir	 POL.1993.24876	0:03:50.08				
DNS	55	JEANDEL Louis Sunn French Connexion By Alpe D'Huez	 FRA.1998.22140					
DNS	145	BROOKS Louis	 GBR.2000.24829					
DNS	19	STUTTARD Mathew	 GBR.1993.21661					
DNS	105	HALE Ant	 GBR.1994.35957					












Vittoria EWS Tweed Valley

Innerleithen, Scotland
02 & 03 October 2021












Results For Day 1

Pos	Plate	Name Team	Nat EWS number	Stage 1PRO	Pos	Penalties	Time	Gap
MEN Master 35+								
1	222	FARRER Dan	 GBR.1982.25481	0:03:44.02	1		0:03:44.02	
2	218	AUSTERMUHLE Ian	 GBR.1980.21590	0:03:49.99	2		0:03:49.99	+0:00:05.97
3	221	ROBINSON Sean	 GBR.1983.22012	0:03:51.47	3		0:03:51.47	+0:00:07.45
4	203	AMOUR Karim	 FRA.1975.21696	0:03:53.15	4		0:03:53.15	+0:00:09.13
5	207	PAGE Nigel Chain Reaction Cycles	 GBR.1972.23282	0:03:58.25	5		0:03:58.25	+0:00:14.23
6	216	BISHOP Daniel	 GBR.1970.22823	0:03:58.45	6		0:03:58.45	+0:00:14.43
7	219	O'BRIEN Glyn	 IRL.1977.22983	0:03:59.80	7		0:03:59.80	+0:00:15.78
8	214	TITLEY Andrew	 GBR.1975.27790	0:04:02.36	8		0:04:02.36	+0:00:18.34
9	220	WRIGHT Mat	 GBR.1980.35435	0:04:05.51	9		0:04:05.51	+0:00:21.49
10	217	MCNEIL John	 GBR.1969.21394	0:04:09.96	10		0:04:09.96	+0:00:25.94
11	205	CARREZ Cedric Lapierre Zipp Collective	 FRA.1978.23588	0:04:13.48	11		0:04:13.48	+0:00:29.46












Results For Day 1

Pos	Plate	Name Team	Nat EWS number	Stage 1PRO	Pos	Penalties	Time	Gap
MEN Master 35+								
12	215	ZIETSMAN Martin	 RSA.1984.22399	0:04:13.97	12		0:04:13.97	+0:00:29.95
13	224	SADLER Andy	 GBR.1972.21595	0:04:15.85	13		0:04:15.85	+0:00:31.83
14	212	WARD Joe	 IRL.1971.22541	0:04:18.83	14		0:04:18.83	+0:00:34.81
15	210	BODEUX Xavier	 BEL.1976.21936	0:04:19.56	15		0:04:19.56	+0:00:35.54
16	213	JONES Sion	 GBR.1976.23430	0:04:22.10	16		0:04:22.10	+0:00:38.08
17	206	CALVEZ Mathieu Urge Pyrenees Gravity	 FRA.1986.22152	0:04:23.91	17		0:04:23.91	+0:00:39.89
18	223	ALCISTO Patrick	 USA.1981.38277	0:04:37.13	18		0:04:37.13	+0:00:53.11
19	211	DAUMAS Eric	 FRA.1968.22075	0:04:45.53	19		0:04:45.53	+0:01:01.51
20	225	CALAM Jeff	 GBR.1978.22741	0:04:53.44	20		0:04:53.44	+0:01:09.42
MEN Under 21								
1	148	EDMONDSON Jamie	 GBR.2001.22932	<u>0:03:27.23</u>	1		0:03:27.23	
2	152	STORR Alex	 GBR.2001.31009	0:03:35.60	2		0:03:35.60	+0:00:08.37












Results For Day 1

Pos	Plate	Name Team	Nat EWS number	Stage 1PRO	Pos	Penalties	Time	Gap
MEN Under 21								
3	159	MENZIES Jack Forbidden Synthesis	 CAN.2001.22519	0:03:37.73	3		0:03:37.73	+0:00:10.50
4	160	EBDON Jake	 GBR.2001.32703	0:03:38.26	4		0:03:38.26	+0:00:11.03
5	149	MEIER-SMITH Luke	 AUS.2002.25147	0:03:38.27	5		0:03:38.27	+0:00:11.04
6	155	WARNET Manu	 NED.2001.26267	0:03:39.13	6		0:03:39.13	+0:00:11.90
7	175	BRODIE William	 GBR.2004.37689	0:03:39.71	7		0:03:39.71	+0:00:12.48
8	165	SLACK Dan	 GBR.2002.38212	0:03:41.44	8		0:03:41.44	+0:00:14.21
9	178	JOHNSON Calum	 GBR.2002.34766	0:03:43.34	9		0:03:43.34	+0:00:16.11
10	156	PIERCY Jack Commencal Enduro Team	 GBR.2004.36927	0:03:43.54	10		0:03:43.54	+0:00:16.31
11	182	CREASE Henry	 GBR.2003.36925	0:03:43.56	11		0:03:43.56	+0:00:16.33
12	147	CAMOIN Francescu Specialized Racing	 FRA.2001.23545	0:03:44.80	12		0:03:44.80	+0:00:17.57
13	161	CHAPIN Aiden Trek Factory Racing	 USA.2002.25700	0:03:45.43	13		0:03:45.43	+0:00:18.20












Results For Day 1

Pos	Plate	Name Team	Nat EWS number	Stage 1PRO	Pos	Penalties	Time	Gap
MEN Under 21								
14	169	NOBLE Josh	 GBR.2001.25619	0:03:45.61	14		0:03:45.61	+0:00:18.38
15	174	COPE Daniel	 GBR.2003.36534	0:03:45.79	15		0:03:45.79	+0:00:18.56
16	153	RYYNANEN Tarmo	 FIN.2002.31950	0:03:46.63	16		0:03:46.63	+0:00:19.40
17	168	RANDELL Jayden	 GBR.2003.27895	0:03:47.37	17		0:03:47.37	+0:00:20.14
18	172	HEINE Geraud	 BEL.2004.25833	0:03:48.29	18		0:03:48.29	+0:00:21.06
19	151	STERCKX Nathan	 CAN.2001.22631	0:03:48.62	19		0:03:48.62	+0:00:21.39
20	176	CREWTHERR Matt	 GBR.2002.31956	0:03:48.73	20		0:03:48.73	+0:00:21.50
21	154	ARNAUD Nans	 FRA.2004.35462	0:03:52.78	21		0:03:52.78	+0:00:25.55
22	179	WILSON Ben	 IRL.2002.36239	0:03:53.10	22		0:03:53.10	+0:00:25.87
23	157	MILLE Thimote	 FRA.2001.31623	0:03:53.37	23		0:03:53.37	+0:00:26.14
24	170	SCHEELE William	 NOR.2003.33415	0:03:53.62	24		0:03:53.62	+0:00:26.39












Results For Day 1

Pos	Plate	Name Team	Nat EWS number	Stage 1PRO	Pos	Penalties	Time	Gap
MEN Under 21								
25	150	ICARDO Alexis Theory Global Enduro Team	 FRA.2003.31902	0:03:53.67	25		0:03:53.67	+0:00:26.44
26	158	BERTINI Lisandru Lapierre Zipp Collective	 FRA.2004.36198	0:03:54.97	26		0:03:54.97	+0:00:27.74
27	180	CONROY Brendan IRL.2004.39139	 IRL.2004.39139	0:03:57.08	27		0:03:57.08	+0:00:29.85
28	164	BYRNE Harry IRL.2001.23573	 IRL.2001.23573	0:03:58.83	28		0:03:58.83	+0:00:31.60
29	183	CALLAGHAN Ross IRL.2002.28683	 IRL.2002.28683	0:03:59.05	29		0:03:59.05	+0:00:31.82
30	173	ENNIS Ross IRL.2001.25954	 IRL.2001.25954	0:03:59.53	30		0:03:59.53	+0:00:32.30
31	177	JACKSON Ben GBR.2001.28609	 GBR.2001.28609	0:03:59.57	31		0:03:59.57	+0:00:32.34
32	181	BIRCHILL Harry GBR.2001.35886	 GBR.2001.35886	0:04:01.65	32		0:04:01.65	+0:00:34.42
33	171	FOURCADE Luca Urge Pyrenees Gravity	 FRA.2003.35944	0:04:04.52	33		0:04:04.52	+0:00:37.29
WOMEN								
1	10	BARAONA Rebecca Ibis Enduro Team	 GBR.1993.21715	<u>0:04:05.10</u>	1		0:04:05.10	
2	2	KOREM Noga GT Factory Racing	 ISR.1991.21660	0:04:07.93	2		0:04:07.93	+0:00:02.83











Results For Day 1

Pos	Plate	Name Team	Nat EWS number	Stage 1PRO	Pos	Penalties	Time	Gap
WOMEN								
3	187	STONE Jessica	 GBR.1990.32154	0:04:08.91	3		0:04:08.91	+0:00:03.81
4	4	CHARRE Morgane Pivot Factory Racing	 FRA.1990.21958	0:04:10.47	4		0:04:10.47	+0:00:05.37
5	48	RICHTER Raphaela Juliana Free Agents	 GER.1997.25746	0:04:11.11	5		0:04:11.11	+0:00:06.01
6	44	HARDEN Harriet Trek Factory Racing	 GBR.2001.22819	0:04:11.21	6		0:04:11.21	+0:00:06.11
7	46	CONOLLY Eila	 GBR.1998.21859	0:04:12.10	7		0:04:12.10	+0:00:07.00
8	1	COURDURIER Isabeau Lapierre Zipp Collective	 FRA.1994.21731	0:04:13.06	8		0:04:13.06	+0:00:07.96
9	45	CHARLES Estelle Rossignol Factory Team	 FRA.1997.22205	0:04:14.65	9		0:04:14.65	+0:00:09.55
10	9	MILLER Miranda Kona Factory Team	 CAN.1990.21687	0:04:16.11	10		0:04:16.11	+0:00:11.01
11	3	LANTHIER NADEAU Andreane Rocky Mountain Race Face	 CAN.1993.21609	0:04:16.96	11		0:04:16.96	+0:00:11.86
12	50	CHARLES Laura Orbea FOX Enduro Team	 FRA.1995.23500	0:04:17.61	12		0:04:17.61	+0:00:12.51
13	43	PUGIN Melanie	 FRA.1990.21693	0:04:17.77	13		0:04:17.77	+0:00:12.67

Results For Day 1

Pos	Plate	Name Team	Nat EWS number	Stage 1PRO	Pos	Penalties	Time	Gap
WOMEN								
14	7	COOK Becky	 GBR.1986.21664	0:04:17.93	14		0:04:17.93	+0:00:12.83
15	47	WINTON Katy	 GBR.1993.21730	0:04:18.48	15		0:04:18.48	+0:00:13.38
16	184	TAYLOR Chloe	 GBR.1998.23462	0:04:21.26	16		0:04:21.26	+0:00:16.16
17	6	GEHRIG Anita Norco Factory Team	 SUI.1987.21718	0:04:21.78	17		0:04:21.78	+0:00:16.68
18	8	MORRISON Rae Liv Racing	 NZL.1989.21630	0:04:24.04	18		0:04:24.04	+0:00:18.94
19	49	GEHRIG Carolin Norco Factory Team	 SUI.1987.21665	0:04:25.87	19		0:04:25.87	+0:00:20.77
20	185	GILL Martha	 GBR.1997.22469	0:04:30.87	20		0:04:30.87	+0:00:25.77
21	191	SCHICK Lucy	 CAN.2000.23447	0:04:31.21	21		0:04:31.21	+0:00:26.11
22	189	MAUNSELL Leah	 IRL.1999.22382	0:04:31.93	22		0:04:31.93	+0:00:26.83
23	188	DILLON Sian	 GBR.1994.35457	0:04:33.66	23		0:04:33.66	+0:00:28.56
24	52	DUVERT Julie Theory Global Enduro Team	 FRA.1996.21719	0:04:35.25	24		0:04:35.25	+0:00:30.15



Results For Day 1

Pos	Plate	Name Team	Nat EWS number	Stage 1PRO	Pos	Penalties	Time	Gap
WOMEN								
25	190	MORGAN Jessie-may	 GBR.1992.30385	0:04:38.08	25		0:04:38.08	+0:00:32.98
26	186	LINN Kera	 USA.1992.38779	0:04:43.99	26		0:04:43.99	+0:00:38.89
27	193	LITTORIN SANDBU Anna	 NOR.2000.31919	0:04:44.24	27		0:04:44.24	+0:00:39.14
28	194	SHORT Isla	 GBR.1996.38607	0:04:54.41	28		0:04:54.41	+0:00:49.31
WOMEN Master 35+								
1	199	PICTON Leonie Liv Racing	 AUS.1986.22420	<u>0:04:35.95</u>	1		0:04:35.95	
2	200	SKELTON Becci	 GBR.1983.33703	0:04:49.44	2		0:04:49.44	+0:00:13.49
3	201	FILBY Maxine	 GBR.1980.36076	0:05:11.41	3		0:05:11.41	+0:00:35.46
4	202	HART Catherine	 GBR.1976.27215	0:05:31.97	4		0:05:31.97	+0:00:56.02
WOMEN Under 21								
1	196	HENDERSON Polly	 GBR.2001.22368	<u>0:04:18.75</u>	1		0:04:18.75	
2	195	RIVA Sophie	 ITA.2003.33949	0:04:27.05	2		0:04:27.05	+0:00:08.30

Vittoria EWS Tweed Valley

Innerleithen, Scotland
02 & 03 October 2021

Results For Day 1

Pos	Plate	Name Team	Nat EWS number	Stage 1PRO	Pos	Penalties	Time	Gap
WOMEN Under 21								
3	197	FLEWITT Ellen	 GBR.2001.30353	0:04:43.32	3		0:04:43.32	+0:00:24.57
4	198	HENRY Justine Urge Pyrenees Gravity	 FRA.2003.32717	0:04:57.52	4		0:04:57.52	+0:00:38.77

Penalties details

Plate	Name	Penalty	Description	Location
7	RUDE JR Richard	DSQ		S1
23	LUKASIK Slawomir	DSQ		S1

Statistics

Entries / Nations	Finished	DNF	DSQ	DNS	Weather	Temperature	Distance	Elevation
199 / 23	193	0	2	4	Rain showers, moderate breeze	11 °C		

DNF: did not finish · DNS: did not start · DSQ: disqualified