












EWS Tweed Valley

Innerleithen, Scotland
04 & 05 June 2022

RESULTS OVERALL

Pos	Plate	Name Team	Nat EWS number	Stage 1PRO Stage 5	Pos Pos	Stage 2 Stage 6	Pos Pos	Stage 3	Pos	Stage 4Q	Pos	Penalties	Time	Gap	
MEN															
1	2	RUDE JR Richard Yeti / Fox Factory Team	 USA.1995.21739	0:03:01.32 0:04:16.18	4 2			0:03:59.30	2	<u>0:03:19.78</u>	<u>1</u>		0:17:35.12		
2	3	MELAMED Jesse Rocky Mountain Race Face	 CAN.1992.21596	0:03:00.67 <u>0:04:15.38</u>	2 1			<u>0:03:59.06</u>	<u>1</u>	0:03:26.20	4		0:17:40.51	+0:00:05.39	
3	61	GRAHAM Innes	 GBR.1996.35188	<u>0:03:00.17</u> 0:04:23.88	1 4			0:04:00.00	3	0:03:27.92	6		0:17:49.62	+0:00:14.50	
4	13	MAES Martin Orbea FOX Enduro Team	 BEL.1997.21636	0:03:01.39 0:04:20.00	5 3			0:04:04.52	6	0:03:31.02	16		0:17:56.83	+0:00:21.71	
5	84	BOOKER Daniel Nukeproof SRAM Factory Racing	 AUS.1997.25378	0:03:05.33 0:04:26.30	11 5			<u>0:02:38.85</u>	<u>1</u>	0:04:05.50	7	0:03:23.48	2	0:18:02.43	+0:00:27.31
6	15	HEAP Elliott Nukeproof SRAM Factory Racing	 GBR.1998.21783	0:03:06.06 0:04:27.08	16 6			0:04:08.14	11	0:03:23.77	3		0:18:03.20	+0:00:28.08	
7	56	DALE Sam	 GBR.1990.22733	0:03:01.19 0:04:28.87	3 18			0:04:04.08	4	0:03:32.50	24		0:18:09.49	+0:00:34.37	
8	47	MASTERS Edward Pivot Factory Racing	 NZL.1989.22590	0:03:08.13 0:04:28.30	28 14			0:04:07.34	9	0:03:28.40	8		0:18:15.60	+0:00:40.48	
9	18	VIDAL Antoine Commencal Les Orres Team	 FRA.2001.25035	0:03:05.66 0:04:28.32	13 15			0:04:10.27	21	0:03:27.32	5		0:18:16.07	+0:00:40.95	
10	24	LUCAS Cole Ibis Enduro Team	 NZL.1998.23013	0:03:05.10 0:04:28.45	10 16			0:04:09.60	18	0:03:28.47	9		0:18:16.58	+0:00:41.46	
11	50	VERNER Rhys Forbidden Synthesis	 CAN.1997.22407	0:03:04.71 0:04:27.62	9 10			0:04:11.45	28	0:03:29.75	12		0:18:17.06	+0:00:41.94	

RESULTS OVERALL

Pos	Plate	Name Team	Nat EWS number	Stage 1PRO Stage 5	Pos Pos	Stage 2 Stage 6	Pos Pos	Stage 3	Pos	Stage 4Q	Pos	Penalties	Time	Gap
MEN														
12	21	CALLAGHAN Gregory Devinci Global Racing	 IRL.1991.21827	0:03:07.36 0:04:27.60	22 9	0:02:41.15 0:03:03.56	5 17	0:04:08.89	14	0:03:31.71	21		0:18:19.12	+0:00:44.00
13	26	TEXTOR Christian Team BULLS	 GER.1990.22845	0:03:04.68 0:04:30.36	8 23	0:02:48.39 0:03:03.18	48 10	0:04:14.10	47	0:03:31.68	20		0:18:24.00	+0:00:48.88
14	78	GALLAGHER Christopher	 GBR.1993.23014	0:03:08.06 0:04:29.10	27 19	0:02:46.01 0:03:05.60	35 30	0:04:11.63	29	0:03:30.30	13		0:18:24.69	+0:00:49.57
15	11	LUKASIK Slawomir Canyon CLLTV Dainese	 POL.1993.24876	0:03:08.86 0:04:27.85	32 11	0:04:20.85 0:03:04.98	141 25	0:04:10.54	24	0:03:33.08	29		0:18:25.31	+0:00:50.19
16	4	MIQUEL Kevin Specialized Racing	 FRA.1991.21704	0:03:17.15 0:04:27.36	80 7			0:04:09.05	15	0:03:28.68	10		0:18:25.36	+0:00:50.24
17	14	DENIAUD Youn Giant Factory Off-Road	 FRA.1996.22994	0:03:11.28 0:04:27.36	44 7	0:02:41.03 0:03:03.38	4 12	0:04:08.72	13	0:03:34.85	42		0:18:25.59	+0:00:50.47
18	60	BRAYTON Adam	 GBR.1988.39900	0:03:05.72 0:04:34.35	14 44	0:02:43.39 0:03:04.10	18 18	0:04:09.10	16	0:03:32.52	25		0:18:25.79	+0:00:50.67
19	31	VEZINA Mckay Giant Factory Off-Road	 CAN.1995.21632	0:03:06.49 0:04:31.00	18 25	0:02:43.90 0:03:04.49	22 21	0:04:10.69	25	0:03:34.46	41		0:18:27.13	+0:00:52.01
20	141	EBDON Jake	 GBR.2001.32703	0:03:08.83 0:04:31.36	31 27	0:02:49.00 0:03:05.58	57 29	0:04:10.36	23	0:03:31.17	17		0:18:27.30	+0:00:52.18
21	129	MENZIES Jack	 CAN.2001.22519	0:03:14.17 0:04:31.93	65 30	0:02:42.12 0:03:05.70	10 33	0:04:06.47	8	0:03:29.25	11		0:18:27.52	+0:00:52.40
22	86	CAMOIN Francescu Specialized Racing	 FRA.2001.23545	0:03:08.29 0:04:28.58	29 17	0:02:45.72 0:03:06.53	32 41	0:04:10.35	22	0:03:34.02	39		0:18:27.77	+0:00:52.65












RESULTS OVERALL

Pos	Plate	Name Team	Nat EWS number	Stage 1PRO Stage 5	Pos Pos	Stage 2 Stage 6	Pos Pos	Stage 3	Pos	Stage 4Q	Pos	Penalties	Time	Gap
MEN														
23	30	MENJOU Irenee Sunn French Connexion By Alpe D'Huez	 FRA.1995.22122	0:03:09.67 0:04:27.97	36 12	0:02:43.60 0:03:07.71	19 49	0:04:11.68	32	0:03:32.27	22		0:18:29.30	+0:00:54.18
24	7	JOHANSEN Zakarias Ibis Enduro Team	 SWE.1992.21863	0:03:06.43 0:04:32.42	17 32	0:03:11.64 0:03:06.39	136 40	0:04:11.90	35	0:03:33.17	31		0:18:30.31	+0:00:55.19
25	87	STORR Alex Forbidden Synthesis	 GBR.2001.31009	0:03:09.60 0:04:33.57	35 39	0:02:42.63 0:03:07.64	14 48	0:04:11.65	31	0:03:27.95	7		0:18:30.41	+0:00:55.29
26	1	MOIR Jack Canyon Collective	 AUS.1994.33430	0:03:09.80 0:04:29.28	38 20	0:03:05.64	32	0:04:13.64	44	0:03:32.42	23		0:18:30.78	+0:00:55.66
27	57	SCOTT Mark Santa Cruz X SRAM	 GBR.1993.21714	0:03:12.10 0:04:33.25	49 35	0:02:43.82 0:03:05.62	21 31	0:04:09.17	17	0:03:31.35	18		0:18:31.49	+0:00:56.37
28	68	WATSON Corey Nukeproof SRAM Factory Racing	 GBR.1999.35483	0:03:05.98 0:04:34.10	15 42	0:02:45.71 0:03:06.32	30 39	0:04:11.68	32	0:03:34.29	40		0:18:32.37	+0:00:57.25
29	106	LANGHORN Reece	 GBR.1988.23486	0:03:06.96 0:04:38.07	20 62	0:02:48.86 0:03:07.93	55 50	0:04:08.35	12	0:03:31.35	18		0:18:32.66	+0:00:57.54
30	28	GAUVIN Remi Rocky Mountain Race Face	 CAN.1992.21624	0:03:07.60 0:04:30.93	24 24	0:02:43.00 0:03:07.52	15 47	0:04:12.81	42	0:03:33.81	37		0:18:32.67	+0:00:57.55
31	16	MURRAY Charles Specialized Racing	 NZL.1996.22752	0:03:12.76 0:04:32.00	53 31	0:02:46.91 0:03:04.94	39 23	0:04:12.50	38	0:03:30.75	15		0:18:32.95	+0:00:57.83
32	67	CONNELL Joseph Orange Factory Racing	 GBR.1994.21745	0:03:05.47 0:04:35.91	12 51	0:02:45.35 0:03:03.18	28 10	0:04:15.27	54	0:03:33.40	34		0:18:33.23	+0:00:58.11
33	105	MOORE Thomas	 GBR.1994.33293	0:03:11.67 0:04:31.47	47 28	0:02:46.27 0:03:07.33	36 46	0:04:10.02	20	0:03:33.25	32		0:18:33.74	+0:00:58.62

EWS Tweed Valley

Innerleithen, Scotland
04 & 05 June 2022













RESULTS OVERALL

Pos	Plate	Name Team	Nat EWS number	Stage 1PRO Stage 5	Pos Pos	Stage 2 Stage 6	Pos Pos	Stage 3	Pos	Stage 4Q	Pos	Penalties	Time	Gap
MEN														
34	6	TORDO Dimitri Canyon Collective	 FRA.1993.21764	0:03:07.96 0:04:30.30	26 22	0:03:12.48 0:03:08.57	138 52	0:04:09.81	19	0:03:37.15	53		0:18:33.79	+0:00:58.67
35	52	RUDEAU Alex Commencal Enduro Project	 FRA.1996.25071	0:03:09.45 0:04:32.48	33 33	0:02:43.33 0:03:05.94	17 35	0:04:12.20	36	0:03:33.85	38		0:18:33.92	+0:00:58.80
36	45	LARBEOU Guillaume Commencal Enduro Project	 FRA.1994.25575	0:03:15.36 0:04:33.63	74 40	0:02:42.00 0:03:04.26	9 19	0:04:08.05	10	0:03:32.80	27		0:18:34.10	+0:00:58.98
37	62	STUTTARD Mathew Polygon Factory Racing	 GBR.1993.21661	0:03:12.39 0:04:34.68	51 46	0:02:43.70 0:03:05.07	20 26	0:04:11.85	34	0:03:30.34	14		0:18:34.33	+0:00:59.21
38	55	GARAY TAMAYO Iago Santa Cruz X SRAM	 ESP.1991.21707	0:03:09.75 0:04:31.68	37 29	0:02:41.43 0:03:06.56	7 42	0:04:11.35	27	0:03:36.03	49		0:18:35.37	+0:01:00.25
39	27	PERSAK Vid Orbea FOX Enduro Team	 SLO.1996.22810	0:03:14.20 0:04:29.43	66 21	0:02:43.32 0:03:05.57	16 28	0:04:13.47	43	0:03:32.80	27		0:18:35.47	+0:01:00.35
40	138	MCBAIN Calum	 GBR.1998.33913	0:03:12.78 0:04:35.40	54 48	0:02:44.43 0:03:03.48	23 15	0:04:11.34	26	0:03:35.45	46		0:18:38.45	+0:01:03.33
41	46	JEANDEL Louis Commencal Enduro Project	 FRA.1998.22140	0:03:12.98 0:04:33.22	57 34	0:02:45.71 0:03:06.92	30 45	0:04:12.50	38	0:03:33.25	32		0:18:38.87	+0:01:03.75
42	23	PIGEON Hugo Scott SR Suntour Enduro Team	 FRA.1996.23507	0:03:13.11 0:04:31.10	58 26	0:02:45.19 0:03:08.91	27 55	0:04:13.95	45	0:03:33.12	30		0:18:40.19	+0:01:05.07
43	65	KANGAS Oliwer	 SWE.1992.33903	0:03:10.26 0:04:37.83	39 61	0:02:51.42 0:03:06.69	76 43	0:04:12.50	38	0:03:35.05	43		0:18:42.33	+0:01:07.21
44	53	FRANCK Gilles	 BEL.2000.22291	0:03:10.35 0:04:35.17	40 47	0:02:48.66 0:03:06.85	53 44	0:04:14.85	51	0:03:35.17	44		0:18:42.39	+0:01:07.27




EWS Tweed Valley

Innerleithen, Scotland
04 & 05 June 2022













RESULTS OVERALL

Pos	Plate	Name Team	Nat EWS number	Stage 1PRO Stage 5	Pos Pos	Stage 2 Stage 6	Pos Pos	Stage 3	Pos	Stage 4Q	Pos	Penalties	Time	Gap
MEN														
45	51	BLAIR Lachlan Orange Factory Racing	 GBR.1995.21426	0:03:07.00 0:04:33.47	21 37	0:02:44.85 0:03:13.52	25 80	0:04:12.62	41	0:03:35.88	48		0:18:42.49	+0:01:07.37
46	32	STONE Brady Polygon Factory Racing	 NZL.2000.23119	0:03:07.64 0:04:36.00	25 52	0:02:48.32 0:03:06.29	47 38	0:04:14.40	49	0:03:38.89	60		0:18:43.22	+0:01:08.10
47	145	NOBLE Josh	 GBR.2001.25619	0:03:13.57 0:04:33.48	62 38	0:02:48.44 0:03:09.56	49 58	0:04:12.40	37	0:03:36.28	50		0:18:45.29	+0:01:10.17
48	64	MASTERS Wyn GT Factory Racing	 NZL.1987.21663	0:03:14.04 0:04:36.07	64 53	0:02:45.70 0:03:08.61	29 53	0:04:14.34	48	0:03:32.52	25		0:18:45.58	+0:01:10.46
49	137	PHILOGENE Jonathan	 RSA.1997.50570	0:03:11.66 0:04:33.35	46 36	0:02:50.13 0:03:06.23	67 37	0:04:15.32	55	0:03:40.71	68		0:18:47.27	+0:01:12.15
50	66	KRASNY Carter	 CAN.1999.22027	0:03:15.08 0:04:34.35	71 44	0:02:45.16 0:03:09.54	26 57	0:04:14.92	52	0:03:33.42	35		0:18:47.31	+0:01:12.19
51	59	BUCHANAN Lewis	 GBR.1993.21608	0:03:07.38 0:04:43.75	23 91	0:02:47.57 0:03:05.92	43 34	0:04:14.03	46	0:03:38.08	56		0:18:49.16	+0:01:14.04
52	88	WARNET Manu	 NED.2001.26267	0:03:11.48 0:04:35.77	45 49	0:02:48.91 0:03:09.16	56 56	0:04:17.23	61	0:03:36.83	52		0:18:50.47	+0:01:15.35
53	10	WALKER Matthew Pivot Factory Racing	 NZL.1990.21846	0:03:13.51 0:04:36.93	61 58	0:03:42.58 0:03:04.34	140 20	0:04:19.82	67	0:03:37.20	54		0:18:51.80	+0:01:16.68
54	171	BOX Archie	 GBR.1998.23201	0:03:14.87 0:04:33.88	70 41	0:02:52.58 0:03:08.22	84 51	0:04:16.43	58	0:03:38.68	59		0:18:52.08	+0:01:16.96
55	63	DRACH Torben RAAW // Levelnine Gravity	 GER.1998.22419	0:03:12.20 0:04:37.44	50 59	0:02:45.81 0:03:10.27	33 63	0:04:15.43	56	0:03:38.50	57		0:18:53.84	+0:01:18.72
56	5	BORGES Jose Canyon Collective	 POR.1990.21669	0:03:36.61 0:04:28.13	149 13			0:04:11.63	29	0:03:35.22	45		0:18:55.00	+0:01:19.88












RESULTS OVERALL

Pos	Plate	Name Team	Nat EWS number	Stage 1PRO Stage 5	Pos Pos	Stage 2 Stage 6	Pos Pos	Stage 3	Pos	Stage 4Q	Pos	Penalties	Time	Gap
MEN														
57	75	ROPELATO Mitch Cannondale Enduro	 USA.1992.22734	0:03:18.56 0:04:34.27	88 43	0:02:45.90 0:03:10.82	34 65	0:04:14.65	50	0:03:36.73	51		0:18:55.03	+0:01:19.91
58	48	LUTHI Patrick	 SUI.1992.22607	0:03:13.15 0:04:36.56	59 56	0:02:50.45 0:03:10.03	68 61	0:04:15.83	57	0:03:39.83	64		0:18:55.40	+0:01:20.28
59	58	WALL Evan Devinci Global Racing	 CAN.1999.23531	0:03:09.55 0:04:37.58	34 60	0:02:49.12 0:03:09.78	59 59	0:04:28.43	109	0:03:33.73	36		0:18:59.07	+0:01:23.95
60	29	SECONDI Nathan Fulgur Factory Team Valdinievole	 FRA.1999.22133	0:03:12.40 0:04:35.78	52 50	0:02:41.85 0:03:18.03	8 108	0:04:14.92	52	0:03:38.65	58		0:18:59.78	+0:01:24.66
61	123	HOLOWKO Alex	 GBR.1990.21357	0:03:12.85 0:04:39.35	55 66	0:02:53.85 0:03:10.11	92 62	0:04:20.58	72	0:03:37.80	55		0:19:00.69	+0:01:25.57
62	94	BLAHA Vojtech	 CZE.1999.22684	0:03:15.33 0:04:38.55	73 64	0:02:46.47 0:03:11.35	37 69	0:04:17.17	60	0:03:39.94	65		0:19:02.34	+0:01:27.22
63	70	BURNS CONTRERAS Pedro Trek Factory Racing	 CHI.1997.21729	0:03:10.78 0:04:41.67	42 77	0:02:48.08 0:03:08.64	45 54	0:04:20.00	69	0:03:42.24	74		0:19:03.33	+0:01:28.21
64	99	SMITH Joseph	 GBR.1990.37383	0:03:11.04 0:04:41.03	43 74	0:02:46.70 0:03:05.39	38 27	0:04:19.93	68	0:03:46.68	103		0:19:04.07	+0:01:28.95
65	146	MORGAN Myles	 USA.2001.24399	0:03:21.24 0:04:36.27	102 54	0:02:48.85 0:03:14.16	54 84	0:04:17.00	59	0:03:39.42	62		0:19:08.09	+0:01:32.97
66	97	DE VOCHT Bart	 BEL.1992.23075	0:03:20.96 0:04:36.81	100 57	0:02:49.41 0:03:13.41	61 79	0:04:17.94	62	0:03:40.87	69		0:19:09.99	+0:01:34.87
67	143	HURLEY Joshua	 GBR.1995.27543	0:03:20.36 0:04:40.65	95 73	0:02:54.98 0:03:13.66	100 82	0:04:18.80	63	0:03:39.45	63		0:19:12.92	+0:01:37.80

RESULTS OVERALL

Pos	Plate	Name Team	Nat EWS number	Stage 1PRO Stage 5	Pos Pos	Stage 2 Stage 6	Pos Pos	Stage 3	Pos	Stage 4Q	Pos	Penalties	Time	Gap
MEN														
68	101	TEJCHMAN Premek	 CZE.1988.22389	0:03:15.21 0:04:43.60	72 88	0:02:49.20 0:03:11.06	60 66	0:04:21.25	77	0:03:43.48	84		0:19:14.60	+0:01:39.48
69	19	VENDEMMIA Mirco Cannondale Enduro	 ITA.1998.21871	0:03:19.81 0:04:40.00	91 69	0:02:48.20 0:03:10.36	46 64	0:04:20.33	70	0:03:44.18	88		0:19:14.68	+0:01:39.56
70	76	WILSON Thomas Orange Factory Racing	 GBR.2000.22553	0:03:12.96 0:04:46.97	56 108	0:02:49.51 0:03:12.91	63 74	0:04:19.09	64	0:03:42.92	79		0:19:14.85	+0:01:39.73
71	90	HUTCHENS Chris	 GBR.1989.22999	0:03:14.69 0:04:44.47	69 95	0:02:50.73 0:03:09.97	72 60	0:04:21.68	78	0:03:44.50	93		0:19:15.31	+0:01:40.19
72	113	SHUCKSMITH Samuel	 GBR.1990.23007	0:03:13.41 0:04:40.32	60 71	0:02:49.48 0:03:12.43	62 72	0:04:22.43	82	0:03:46.72	105		0:19:15.31	+0:01:40.19
73	77	JONES Jono Propain Factory Enduro	 GBR.1994.37370	0:03:08.64 0:04:40.16	30 70	0:02:48.58 0:03:17.34	50 102	0:04:19.23	66	0:03:51.80	125		0:19:17.17	+0:01:42.05
74	96	CARROLL Gavin	 IRL.1993.35848	0:03:10.57 0:04:45.42	41 101	0:02:52.30 0:03:15.92	82 97	0:04:24.03	90	0:03:42.17	73		0:19:18.11	+0:01:42.99
75	20	NICOLAI Florian BH Enduro Racing Team	 FRA.1993.21749	0:03:16.23 0:04:42.20	77 80	0:02:48.60 0:03:13.08	52 75	0:04:24.00	89	0:03:43.08	80		0:19:18.59	+0:01:43.47
76	130	HARRIS Bradley Theory Racing p/b ProBikeKit	 NZL.2001.27637	0:03:20.23 0:04:39.92	94 68	0:02:51.18 0:03:14.74	75 91	0:04:21.73	79	0:03:43.36	82		0:19:19.98	+0:01:44.86
77	124	JENSEN Henrik	 GBR.1998.25933	0:03:17.54 0:04:43.23	82 86	0:02:53.43 0:03:15.85	90 96	0:04:22.21	81	0:03:41.76	70		0:19:20.59	+0:01:45.47
78	164	HAMMOND Chubbie	 GBR.1996.37418	0:03:20.40 0:04:39.30	96 65	0:02:50.70 0:03:11.89	71 71	0:04:23.48	87	0:03:45.85	100		0:19:20.92	+0:01:45.80
79	118	SCOTT Riley	 GBR.2000.38625	0:03:11.99 0:04:43.48	48 87	0:02:47.71 0:03:11.17	44 67	0:04:30.30	116	0:03:44.16	87		0:19:21.10	+0:01:45.98













RESULTS OVERALL

Pos	Plate	Name Team	Nat EWS number	Stage 1PRO Stage 5	Pos Pos	Stage 2 Stage 6	Pos Pos	Stage 3	Pos	Stage 4Q	Pos	Penalties	Time	Gap
MEN														
80	147	HEINIGER Nils	 NZL.1999.25218	0:03:22.73 0:04:43.83	109 92	0:02:49.53 0:03:14.68	64 90	0:04:20.82	76	0:03:39.05	61		0:19:21.11	+0:01:45.99
81	85	HALE Ant Nukeproof SRAM Factory Racing	 GBR.1994.35957	0:03:15.55 0:04:46.46	75 105	0:02:49.80 0:03:11.23	65 68	0:04:23.05	85	0:03:45.65	98		0:19:21.94	+0:01:46.82
82	112	OMDAL Oskar	 NOR.2000.32277	0:03:22.84 0:04:42.50	110 82	0:02:52.60 0:03:12.57	85 73	0:04:21.83	80	0:03:42.62	76		0:19:22.36	+0:01:47.24
83	161	JAMES Myles	 GBR.1995.35092	0:03:19.19 0:04:44.62	89 96	0:02:52.37 0:03:13.38	83 78	0:04:20.60	74	0:03:44.85	95		0:19:22.64	+0:01:47.52
84	120	FAGERBERG Philip	 SWE.1996.25802	0:03:14.52 0:04:40.55	67 72	0:02:54.68 0:03:18.79	98 113	0:04:26.88	104	0:03:41.95	71		0:19:22.69	+0:01:47.57
85	22	GALY Theo Sunn French Connexion By Alpe D'Huez	 FRA.1990.21691	0:03:18.20 0:04:42.98	85 84	0:02:51.59 0:03:11.65	78 70	0:04:23.35	86	0:03:46.70	104		0:19:22.88	+0:01:47.76
86	54	FRANCARDO Tommaso	 ITA.1997.22813	0:03:14.53 0:04:42.37	68 81	0:02:44.75 0:03:14.31	24 85	0:04:29.78	112	0:03:42.03	72		0:19:23.02	+0:01:47.90
87	74	WILDHABER Gustav Cube Action Team	 SUI.1988.21848	0:03:16.55 0:04:43.65	78 90	0:02:51.83 0:03:14.56	79 88	0:04:27.75	106	0:03:42.66	77		0:19:25.17	+0:01:50.05
88	155	CAVAYE Andrew	 AUS.1996.24678	0:03:21.28 0:04:45.00	103 99	0:02:47.21 0:03:13.16	40 77	0:04:22.58	83	0:03:43.22	81		0:19:25.24	+0:01:50.12
89	170	HAMILTON Connor	 NZL.1996.24882	0:03:19.48 0:04:44.65	90 97	0:02:53.02 0:03:14.32	89 86	0:04:26.72	103	0:03:40.63	67		0:19:25.80	+0:01:50.68
90	108	HARKER Jack	 GBR.1998.33252	0:03:16.05 0:04:49.36	76 115	0:02:50.75 0:03:14.06	73 83	0:04:20.42	71	0:03:46.63	102		0:19:26.52	+0:01:51.40













EWS Tweed Valley

Innerleithen, Scotland
04 & 05 June 2022













RESULTS OVERALL

Pos	Plate	Name Team	Nat EWS number	Stage 1PRO Stage 5	Pos Pos	Stage 2 Stage 6	Pos Pos	Stage 3	Pos	Stage 4Q	Pos	Penalties	Time	Gap
MEN														
91	135	PROCHYRA Jordan	 AUS.1994.21674	0:03:16.74 0:04:38.14	79 63	0:02:49.06 0:03:21.49	58 118	0:04:30.75	117	0:03:40.42	66		0:19:27.54	+0:01:52.42
92	80	ESCUДИER Thomas	 FRA.1991.21945	0:03:18.20 0:04:46.83	85 107	0:02:54.59 0:03:15.10	97 93	0:04:25.15	98	0:03:44.45	91		0:19:29.73	+0:01:54.61
93	72	HEBERT Ambroise	 FRA.1993.21934	0:03:22.55 0:04:43.93	108 94	0:02:53.85 0:03:15.38	92 95	0:04:24.85	96	0:03:43.44	83		0:19:30.15	+0:01:55.03
94	142	NEWELL Jake	 AUS.1993.24612	0:03:22.49 0:04:41.32	107 75	0:02:53.75 0:03:14.63	91 89	0:04:27.53	105	0:03:44.42	90		0:19:30.39	+0:01:55.27
95	117	BROWN Chris	 IRL.1995.33325	0:03:20.64 0:04:42.60	99 83	0:03:00.26 0:03:17.82	118 107	0:04:25.67	100	0:03:44.33	89		0:19:31.06	+0:01:55.94
96	102	LANDMARK Ola Javold	 NOR.1999.25289	0:03:20.17 0:04:46.31	93 103	0:03:00.95 0:03:13.55	124 81	0:04:28.75	111	0:03:42.80	78		0:19:31.58	+0:01:56.46
97	93	RYAN Fergus	 GBR.1993.22458	0:03:17.63 0:04:46.65	83 106	0:02:52.95 0:03:13.11	88 76	0:04:25.20	99	0:03:49.47	114		0:19:32.06	+0:01:56.94
98	95	TOOKE Jacob	 CAN.1999.22078	0:03:29.07 0:04:43.15	135 85	0:02:50.67 0:03:16.43	70 99	0:04:20.58	72	0:03:45.26	97		0:19:34.49	+0:01:59.37
99	154	DONALDSON Gary	 IRL.1995.38688	0:03:20.09 0:04:42.12	92 78	0:02:52.85 0:03:16.33	87 98	0:04:24.80	95	0:03:51.86	126		0:19:35.20	+0:02:00.08
100	156	BRATSCHI Tim	 SUI.1988.23005	0:03:20.46 0:04:52.56	98 123	0:02:55.23 0:03:16.49	101 100	0:04:24.28	91	0:03:43.75	86		0:19:37.54	+0:02:02.42
101	153	ADAMI Maxim	 CZE.2001.22512	0:03:29.73 0:04:41.47	137 76	0:02:56.05 0:03:18.68	102 111	0:04:24.72	93	0:03:43.74	85		0:19:38.34	+0:02:03.22
102	148	ENNIS Ross	 IRL.2001.25954	0:03:24.75 0:04:46.41	119 104	0:07:23.03 0:03:15.18	142 94	0:04:24.60	92	0:03:47.87	110		0:19:38.81	+0:02:03.69













RESULTS OVERALL

Pos	Plate	Name Team	Nat EWS number	Stage 1PRO Stage 5	Pos Pos	Stage 2 Stage 6	Pos Pos	Stage 3	Pos	Stage 4Q	Pos	Penalties	Time	Gap
MEN														
103	151	LAMBERT Louis Hotlines Nukeproof Racing	 FRA.1999.37231	0:03:22.85 0:04:43.60	111 88	0:02:51.05 0:03:14.74	74 91	0:04:31.00	119	0:03:49.98	115		0:19:42.17	+0:02:07.05
104	83	RONZON Erwin	 ITA.1997.21868	0:03:24.62 0:04:47.67	118 110	0:02:50.66 0:03:22.07	69 121	0:04:25.05	97	0:03:44.67	94		0:19:44.08	+0:02:08.96
105	159	RYAN Cameron	 AUS.1995.23609	0:03:23.33 0:04:43.90	112 93	0:02:52.66 0:03:23.86	86 128	0:04:28.30	108	0:03:44.94	96		0:19:44.33	+0:02:09.21
106	163	RANGER Lewis	 GBR.1999.38588	0:03:13.93 0:04:57.10	63 132	0:02:49.99 0:03:22.92	66 124	0:04:24.78	94	0:03:47.20	108		0:19:45.93	+0:02:10.81
107	121	WOLFE Daniel Polygon Factory Racing	 IRL.1988.22250	0:03:22.18 0:04:42.15	106 79	0:02:54.97 0:03:14.53	99 87	0:04:40.50	139	0:03:47.70	109		0:19:47.06	+0:02:11.94
108	115	LUPATO Denny	 ITA.1992.22852	0:03:27.01 0:04:44.89	127 98	0:02:56.78 0:03:17.78	106 106	0:04:28.13	107	0:03:51.79	124		0:19:49.60	+0:02:14.48
109	132	BERRY Matthew	 NZL.2000.23138	0:03:27.07 0:04:47.93	128 111	0:02:52.22 0:03:18.79	81 113	0:04:30.22	115	0:03:46.42	101		0:19:50.43	+0:02:15.31
110	168	FABRE Enzo	 FRA.2001.35441	0:03:21.91 0:04:51.82	105 119	0:02:54.22 0:03:16.70	94 101	0:04:31.45	120	0:03:51.70	123		0:19:53.58	+0:02:18.46
111	263	ROSSI Saben	 USA.1985.23371	0:03:24.13 0:04:48.25	116 113	0:03:03.57 0:03:18.73	128 112	0:04:33.32	126	0:03:49.99	116		0:19:54.42	+0:02:19.30
112	107	COULTHARD Aidan	 GBR.1996.33292	0:03:24.17 0:04:55.25	117 127	0:03:00.42 0:03:19.74	121 117	0:04:30.17	114	0:03:48.67	111		0:19:58.00	+0:02:22.88
113	103	DERKUM Christian RAAW // Levelnine Gravity	 GER.1991.23043	0:03:27.48 0:04:50.98	129 117	0:03:00.92 0:03:22.51	123 122	0:04:30.93	118	0:03:46.90	107		0:19:58.80	+0:02:23.68
114	98	SWANBECK Daniel	 SWE.1990.32435	0:03:28.40 0:04:50.97	130 116	0:02:54.40 0:03:17.66	95 105	0:04:36.62	133	0:03:46.77	106		0:20:00.42	+0:02:25.30












RESULTS OVERALL

Pos	Plate	Name Team	Nat EWS number	Stage 1PRO Stage 5	Pos Pos	Stage 2 Stage 6	Pos Pos	Stage 3	Pos	Stage 4Q	Pos	Penalties	Time	Gap
MEN														
115	111	SCHWENK Robert	 GER.1994.23041	0:03:25.72 0:04:49.22	124 114	0:03:00.06 0:03:19.10	117 115	0:04:35.87	132	0:03:50.95	120		0:20:00.86	+0:02:25.74
116	169	GULLAND Morgan	 GBR.1995.37228	0:03:23.90 0:04:45.89	115 102	0:02:58.88 0:03:27.35	113 136	0:04:33.47	128	0:03:50.86	119		0:20:01.47	+0:02:26.35
117	158	MAGGS David	 AUS.1996.23408	0:03:28.76 0:04:51.13	132 118	0:03:01.29 0:03:24.41	125 129	0:04:29.92	113	0:03:48.97	112		0:20:03.19	+0:02:28.07
118	122	LOEFFLER Christian	 GER.1993.23169	0:03:26.88 0:04:51.96	126 122	0:02:57.13 0:03:18.65	109 110	0:04:33.20	125	0:03:52.54	128		0:20:03.23	+0:02:28.11
119	144	JACKSON Ben	 GBR.2001.28609	0:03:17.96 0:05:04.60	84 140	0:02:54.48 0:03:24.78	96 131	0:04:22.76	84	0:03:53.28	130		0:20:03.38	+0:02:28.26
120	110	MOYNIHAN Liam	 GBR.1991.21835	0:03:25.45 0:04:51.87	123 120	0:02:57.53 0:03:23.65	110 127	0:04:31.81	122	0:03:50.67	118		0:20:03.45	+0:02:28.33
121	82	ARNAUD Quentin	 FRA.1994.22628	0:03:24.82 0:04:55.65	121 128	0:02:59.48 0:03:17.62	114 104	0:04:35.77	131	0:03:51.07	121		0:20:04.93	+0:02:29.81
122	119	SHIRLEY James	 GBR.1989.22351	0:03:23.67 0:05:00.72	113 138	0:02:56.45 0:03:17.37	104 103	0:04:32.25	123	0:03:51.07	121		0:20:05.08	+0:02:29.96
123	133	KAHN David	 USA.2000.23224	0:03:25.40 0:04:52.80	122 124	0:03:05.31 0:03:25.95	130 134	0:04:31.48	121	0:03:50.05	117		0:20:05.68	+0:02:30.56
124	173	BROWNLIE Sam	 AUS.1992.25324	0:03:33.49 0:04:51.91	142 121	0:02:56.45 0:03:18.38	104 109	0:04:28.55	110	0:03:53.88	132		0:20:06.21	+0:02:31.09
125	100	MIHALKOVITS Peter	 AUT.1993.23608	0:03:31.53 0:04:53.94	139 125	0:02:58.25 0:03:21.55	112 119	0:04:32.66	124	0:03:49.03	113		0:20:08.71	+0:02:33.59
126	134	WALCH Lucas	 NZL.1996.23524	0:03:29.00 0:04:47.15	133 109	0:02:58.15 0:03:19.13	111 116	0:04:49.30	145	0:03:45.77	99		0:20:10.35	+0:02:35.23










RESULTS OVERALL

Pos	Plate	Name Team	Nat EWS number	Stage 1PRO Stage 5	Pos Pos	Stage 2 Stage 6	Pos Pos	Stage 3	Pos	Stage 4Q	Pos	Penalties	Time	Gap
MEN														
127	109	OPPLIGER Timothee	 SUI.1992.21701	0:03:44.08 0:04:45.00	151 99	0:02:56.25 0:03:23.23	103 125	0:04:25.80	101	0:03:53.22	129		0:20:11.33	+0:02:36.21
128	128	BAILLIF Florent	 SUI.1998.32580	0:03:28.50 0:04:55.15	131 126	0:02:56.80 0:03:22.90	107 123	0:04:33.37	127	0:03:52.15	127		0:20:12.07	+0:02:36.95
129	114	DEMUYLDER Jonas	 BEL.1997.25196	0:03:23.82 0:04:56.72	114 131	0:03:03.67 0:03:25.56	129 133	0:04:34.18	129	0:04:01.23	138		0:20:21.51	+0:02:46.39
130	157	OLSEN Eric	 USA.1999.25103	0:03:29.37 0:04:55.65	136 128	0:03:03.42 0:03:24.61	127 130	0:04:38.78	138	0:03:53.75	131		0:20:22.16	+0:02:47.04
131	116	VOTH Laurin Propain Factory Enduro	 GER.2000.25451	0:03:30.32 0:04:55.90	138 130	0:02:57.05 0:03:23.37	108 126	0:04:37.97	134	0:03:55.60	133		0:20:23.16	+0:02:48.04
132	126	BARICH Leopold RDN Racing	 GER.1998.22342	0:03:26.55 0:05:02.25	125 139	0:03:00.30 0:03:21.57	119 120	0:04:34.48	130	0:04:02.05	141		0:20:26.90	+0:02:51.78
133	175	JONSSON Sharjah	 RSA.1999.22749	0:03:33.66 0:05:05.87	143 142	0:02:59.87 0:03:29.80	115 139	0:04:41.62	142	0:03:56.48	134		0:20:47.43	+0:03:12.31
134	104	DIEU Antonio	 FRA.1989.26701	0:03:35.09 0:04:57.70	147 134	0:03:07.10 0:03:29.75	133 138	0:04:44.64	144	0:04:01.68	140		0:20:48.86	+0:03:13.74
135	152	SACCON Matteo Abetone FullOut Gravity	 ITA.2000.21866	0:03:32.99 0:05:05.72	140 141	0:02:59.95 0:03:24.82	116 132	0:04:42.88	143	0:04:03.44	143		0:20:49.85	+0:03:14.73
136	165	VAN ROY Nicolas	 BEL.1994.35747	0:03:33.92 0:05:00.65	144 137	0:03:05.47 0:03:38.11	131 142	0:04:38.35	136	0:03:59.35	136		0:20:50.38	+0:03:15.26
137	91	LUPATO Alex	 ITA.1989.22851	0:03:38.39 0:04:58.94	150 135	0:03:01.73 0:03:31.16	126 141	0:04:40.83	140	0:04:01.62	139		0:20:50.94	+0:03:15.82
138	174	WOLOSZYN Aidan	 USA.2001.33100	0:03:35.52 0:04:57.50	148 133	0:03:11.67 0:03:30.03	137 140	0:04:51.78	147	0:04:02.55	142		0:20:57.38	+0:03:22.26



RESULTS OVERALL

Pos	Plate	Name Team	Nat EWS number	Stage 1PRO Stage 5	Pos Pos	Stage 2 Stage 6	Pos Pos	Stage 3	Pos	Stage 4Q	Pos	Penalties	Time	Gap
MEN														
139	49	GRANT Kelan Nukeproof SRAM Factory Racing	 IRL.1993.21773	0:03:03.82 0:05:12.21	7 144	0:02:42.15 0:03:02.52	11 7	0:05:00.50	148	0:04:54.33	145		0:21:13.38	+0:03:38.26
140	167	CASAL VALLS Guillem	 AND.1995.22127	0:03:33.37 0:05:18.33	141 145	0:03:00.48 0:03:27.21	122 135	0:04:41.55	141	0:04:23.98	144		0:21:24.44	+0:03:49.32
141	162	IRWIN Ben	 GBR.1994.37610	0:03:34.02 0:05:11.60	145 143	0:03:09.98 0:03:38.11	135 142	0:05:04.52	149	0:04:00.13	137		0:21:28.38	+0:03:53.26
142	166	GONDOUIN Antoine	 FRA.1997.27800	0:03:34.36 0:05:00.11	146 136	0:03:06.30 0:03:29.23	132 137	0:04:38.71	137	0:03:58.45	135	0:01:00.00	0:21:40.86	+0:04:05.74
143	79	IENZER Emeric Scott SR Suntour Enduro Team	 FRA.1999.31862	0:03:20.45 0:04:47.95	97 112	0:02:51.83 0:05:53.17	79 144	0:04:26.55	102	0:03:44.47	92		0:22:12.59	+0:04:37.47
144	71	MYSIK Milan	 CZE.1993.22051	0:17:59.38 0:04:39.87	152 67	0:02:51.51 0:03:05.97	77 36	0:04:23.79	88	0:03:42.45	75	0:03:00.00	0:36:51.46	+0:19:16.34
DNF	89	SEDLAK Max	 USA.2000.22259	0:03:21.12 0:04:36.40	101 55	0:02:48.59	51	0:04:19.13	65	0:03:35.70	47			
DNF	8	DAILLY Adrien Lapierre Zipp Collective	 FRA.1996.21677	0:03:06.92	19	0:03:21.00	139	0:04:04.19	5					
DNF	81	FRESQUET Axel Tribe Pyrenees Gravity	 FRA.1998.23081	0:03:18.53	87	0:02:47.46	42	0:04:20.81	75					
DNF	136	NICHOLSON Titus	 USA.2000.35168	0:03:29.02	134	0:03:00.33	120	0:04:38.22	135					
DNF	140	WALSH Sam	 AUS.2000.24527	0:03:24.75	119	0:03:07.40	134	0:04:49.95	146					













RESULTS OVERALL

Pos	Plate	Name Team	Nat EWS number	Stage 1PRO Stage 5	Pos Pos	Stage 2 Stage 6	Pos Pos	Stage 3	Pos	Stage 4Q	Pos	Penalties	Time	Gap
MEN														
DNF	69	MACARTHUR Glenn	 FRA.2000.22879	0:03:17.34	81	0:02:47.23	41							
DNF	12	WOOLLEY Kasper Yeti / Fox Factory Team	 CAN.1999.21348	0:03:02.18	6									
DNF	92	JANSER Robin Swiss Enduro Team by Giant	 SUI.2000.25837	0:03:21.86	104									
DSQ	172	BARTON Oliver	 GBR.1990.33513	0:03:59.22 0:05:40.63		0:03:37.40 0:03:56.90		0:05:16.13		0:04:44.11				
DSQ	150	LAMBERT Pierre Hotlines Nukeproof Racing	 FRA.1999.36939	0:03:16.40		0:03:04.13								
DNS	73	PFEIL Max	 GER.1998.27442											
DNS	25	CHARLES Clement Rossignol Factory Team	 FRA.1994.22206											
DNS	149	PERISSE Elouan Hotlines Nukeproof Racing	 FRA.2001.34083											
DNS	160	HAMMAR Tim	 SWE.1990.36752											











MEN | Master 35+

1	286	AUSTERMUHLE Ian	 GBR.1980.21590	<u>0:03:19.47</u> <u>0:04:44.15</u>	1 1	<u>0:02:53.35</u> <u>0:03:14.53</u>	1 1	0:04:28.54	2	0:03:46.43	2		0:22:26.47	
2	273	FORREST Gary	 GBR.1986.52315	0:03:20.51 0:04:51.61	2 3	0:02:55.95 0:03:16.12	2 2	<u>0:04:27.12</u>	1	<u>0:03:44.69</u>	1		0:22:36.00	+0:00:09.53












RESULTS OVERALL

Pos	Plate	Name Team	Nat EWS number	Stage 1PRO Stage 5	Pos Pos	Stage 2 Stage 6	Pos Pos	Stage 3	Pos	Stage 4Q	Pos	Penalties	Time	Gap
MEN Master 35+														
3	285	ROBINSON Sean	 GBR.1983.22012	0:03:23.76 0:04:44.73	5 2	0:02:58.13 0:03:17.48	5 4	0:04:32.15	4	0:03:47.85	3		0:22:44.10	+0:00:17.63
4	292	AMOUR Karim BH Enduro Racing Team	 FRA.1975.21696	0:03:27.81 0:04:53.31	8 6	0:02:56.75 0:03:17.12	4 3	0:04:28.75	3	0:03:49.77	5		0:22:53.51	+0:00:27.04
5	288	WEIDEMANN Mads	 DEN.1982.33629	0:03:20.87 0:04:55.00	3 7	0:02:58.98 0:03:20.11	7 7	0:04:35.93	8	0:03:53.77	8		0:23:04.66	+0:00:38.19
6	290	BROOKES Martyn	 GBR.1987.23008	0:03:24.39 0:04:52.46	6 5	0:02:58.64 0:03:19.98	6 6	0:04:35.50	7	0:03:55.30	9		0:23:06.27	+0:00:39.80
7	270	HUGHES James	 GBR.1979.25577	0:03:21.93 0:04:56.54	4 9	0:02:56.52 0:03:19.10	3 5	0:04:44.50	13	0:03:50.67	6		0:23:09.26	+0:00:42.79
8	266	LAUDER Bradley	 NZL.1985.27531	0:03:32.24 0:04:57.04	11 10	0:02:59.32 0:03:30.26	8 10	0:04:34.88	6	0:03:53.39	7		0:23:27.13	+0:01:00.66
9	284	WRIGHT Mat	 GBR.1980.35435	0:03:27.93 0:04:55.74	9 8	0:03:04.57 0:03:25.68	11 8	0:04:43.60	10	0:04:02.22	14		0:23:39.74	+0:01:13.27
10	287	FARRER Dan	 GBR.1982.25481	0:03:24.51 0:04:52.43	7 4	0:03:04.18 0:04:01.70	10 33	0:04:33.64	5	0:03:49.13	4		0:23:45.59	+0:01:19.12
11	274	JOHNSEN Espen	 NOR.1980.22840	0:03:30.86 0:05:03.40	10 11	0:03:04.00 0:03:29.18	9 9	0:04:44.34	12	0:03:58.33	11		0:23:50.11	+0:01:23.64
12	264	LOCHHEAD Andrew	 GBR.1984.25456	0:03:42.53 0:05:07.42	18 13	0:03:05.76 0:03:31.61	12 12	0:04:42.17	9	0:03:55.40	10		0:24:04.89	+0:01:38.42
13	282	LITTLE Liam	 GBR.1985.21621	0:03:40.00 0:05:05.55	14 12	0:03:08.68 0:03:32.30	13 13	0:04:43.73	11	0:03:58.97	12		0:24:09.23	+0:01:42.76
14	265	STEWART Neil	 GBR.1984.36919	0:03:41.42 0:05:11.12	15 16	0:03:15.12 0:03:34.57	20 15	0:04:46.55	14	0:04:01.32	13		0:24:30.10	+0:02:03.63












RESULTS OVERALL

Pos	Plate	Name Team	Nat EWS number	Stage 1PRO Stage 5	Pos Pos	Stage 2 Stage 6	Pos Pos	Stage 3	Pos	Stage 4Q	Pos	Penalties	Time	Gap
MEN Master 35+														
15	300	CARREZ Cedric Lapierre Zipp Collective	 FRA.1978.23588	0:03:39.33 0:05:09.75	13 14	0:03:12.35 0:03:30.32	16 11	0:04:53.20	18	0:04:05.17	16		0:24:30.12	+0:02:03.65
16	289	SCOTT Darren	 GBR.1971.22334	0:03:35.85 0:05:10.25	12 15	0:03:32.80 0:03:34.41	33 14	0:04:49.97	15	0:04:06.95	17		0:24:50.23	+0:02:23.76
17	283	O BRIEN Glyn	 IRL.1977.22983	0:03:41.50 0:05:18.73	16 21	0:03:09.50 0:03:36.56	14 17	0:04:54.97	20	0:04:09.03	21		0:24:50.29	+0:02:23.82
18	272	MORO Thomas	 GBR.1985.37891	0:03:42.51 0:05:20.37	17 24	0:03:10.87 0:03:44.42	15 25	0:04:50.35	16	0:04:08.20	19		0:24:56.72	+0:02:30.25
19	278	BERNARD Guillaume	 FRA.1983.22861	0:03:45.68 0:05:14.51	20 18	0:03:12.80 0:03:36.86	17 18	0:04:57.80	23	0:04:09.48	22		0:24:57.13	+0:02:30.66
20	281	CIZINSKY Milan	 CZE.1974.22018	0:03:43.45 0:05:17.94	19 20	0:03:14.66 0:03:34.93	19 16	0:04:53.84	19	0:04:12.37	25		0:24:57.19	+0:02:30.72
21	279	CALVEZ Mathieu Hotlines Nukeyproof Racing	 FRA.1986.22152	0:03:54.63 0:05:13.52	25 17	0:03:13.35 0:03:41.84	18 22	0:05:02.02	24	0:04:11.68	24		0:25:17.04	+0:02:50.57
22	268	LAWWILL Joe	 USA.1970.24749	0:03:47.93 0:05:19.45	22 22	0:03:17.18 0:03:40.46	22 20	0:05:03.00	25	0:04:13.02	27		0:25:21.04	+0:02:54.57
23	269	JONES Sion	 GBR.1976.23430	0:04:07.44 0:05:17.39	32 19	0:03:17.17 0:03:40.76	21 21	0:04:51.26	17	0:04:07.90	18		0:25:21.92	+0:02:55.45
24	271	MCNEIL John	 GBR.1969.21394	0:03:50.86 0:05:21.60	23 26	0:03:21.40 0:03:49.09	26 27	0:04:55.28	21	0:04:05.00	15		0:25:23.23	+0:02:56.76
25	280	WARD Joe	 IRL.1971.22541	0:03:47.54 0:05:28.55	21 30	0:03:18.24 0:03:39.83	23 19	0:05:06.07	28	0:04:12.64	26		0:25:32.87	+0:03:06.40













RESULTS OVERALL

Pos	Plate	Name Team	Nat EWS number	Stage 1PRO Stage 5	Pos Pos	Stage 2 Stage 6	Pos Pos	Stage 3	Pos	Stage 4Q	Pos	Penalties	Time	Gap
MEN Master 35+														
26	259	BERG FRIDTJOFSSON Helgi	 ISL.1979.26131	0:03:57.45 0:05:19.80	29 23	0:03:20.57 0:03:46.58	24 26	0:05:05.47	27	0:04:11.15	23		0:25:41.02	+0:03:14.55
27	260	EICHINGER Christoph	 GER.1980.39926	0:03:56.70 0:05:23.00	27 27	0:03:24.80 0:03:44.23	28 24	0:05:04.04	26	0:04:14.82	29		0:25:47.59	+0:03:21.12
28	267	BLACKMORE Chris	 GBR.1975.35374	0:03:54.57 0:05:20.63	24 25	0:03:20.94 0:03:51.53	25 30	0:05:12.34	31	0:04:13.32	28		0:25:53.33	+0:03:26.86
29	276	KARB Ingo	 GER.1973.27505	0:03:55.14 0:05:46.23	26 33	0:03:22.19 0:03:43.77	27 23	0:04:57.29	22	0:04:08.99	20		0:25:53.61	+0:03:27.14
30	262	NABLO Brooks	 USA.1983.40195	0:03:56.87 0:05:25.88	28 29	0:03:25.43 0:03:49.33	30 28	0:05:13.62	32	0:04:19.98	31		0:26:11.11	+0:03:44.64
31	261	ALCISTO Patrick	 USA.1981.38277	0:04:03.10 0:05:24.21	30 28	0:03:25.36 0:03:51.04	29 29	0:05:11.35	30	0:04:16.98	30		0:26:12.04	+0:03:45.57
32	275	PAJMA Martin	 CZE.1977.22282	0:04:04.64 0:05:38.85	31 31	0:03:25.80 0:03:52.97	31 31	0:05:10.41	29	0:04:22.02	32		0:26:34.69	+0:04:08.22
33	258	GRUBER Markus	 AUT.1984.22503	0:04:14.45 0:05:39.60	33 32	0:03:28.08 0:04:05.58	32 35	0:05:15.81	33	0:04:26.33	33		0:27:09.85	+0:04:43.38
34	277	DAUMAS Eric	 FRA.1968.22075	0:04:23.43 0:05:50.67	35 35	0:03:37.23 0:04:02.87	34 34	0:05:31.58	35	0:04:29.37	34		0:27:55.15	+0:05:28.68
35	256	HUGHES David	 IRL.1971.21814	0:04:23.59 0:05:49.30	36 34	0:03:39.82 0:04:01.61	35 32	0:05:30.32	34	0:04:43.90	35		0:28:08.54	+0:05:42.07
36	257	CALAM Jeff	 GBR.1978.22741	0:04:22.32 0:05:53.05	34 36	0:03:47.81 0:04:14.48	36 36	0:05:52.90	36	0:04:44.15	36		0:28:54.71	+0:06:28.24

RESULTS OVERALL

Pos	Plate	Name Team	Nat EWS number	Stage 1PRO Stage 5	Pos Pos	Stage 2 Stage 6	Pos Pos	Stage 3	Pos	Stage 4Q	Pos	Penalties	Time	Gap
MEN Under 21														
1	255	MEIER-SMITH Luke Propain Factory Enduro	 AUS.2002.25147	0:03:01.89 0:04:21.17	1 1	0:02:38.25 0:03:01.48	1 1	0:04:01.60	1	0:03:25.35	1		0:20:29.74	
2	242	SHERLOCK Seth	 CAN.2002.40432	0:03:10.90 0:04:27.55	5 2	0:02:41.33 0:03:06.69	2 5	0:04:06.85	2	0:03:27.00	2		0:21:00.32	+0:00:30.58
3	226	GILCHRIST Ryan	 AUS.2002.36859	0:03:08.81 0:04:32.14	4 3	0:02:42.10 0:03:12.09	3 9	0:04:14.07	6	0:03:31.51	4		0:21:20.72	+0:00:50.98
4	241	BRODIE William	 GBR.2004.37689	0:03:08.52 0:04:43.97	3 17	0:02:44.57 0:03:03.97	4 2	0:04:11.80	4	0:03:33.78	5		0:21:26.61	+0:00:56.87
5	246	RANDELL Jayden	 GBR.2003.27895	0:03:12.40 0:04:37.00	7 8	0:02:48.23 0:03:12.70	11 11	0:04:13.13	5	0:03:36.82	6		0:21:40.28	+0:01:10.54
6	252	PIERCY Jack Commencal Les Orres Team	 GBR.2004.36927	0:03:15.15 0:04:33.87	10 4	0:02:46.22 0:03:05.79	7 3	0:04:16.99	8	0:03:44.33	19		0:21:42.35	+0:01:12.61
7	238	SCHEELE William	 NOR.2003.33415	0:03:10.97 0:04:36.50	6 7	0:02:48.99 0:03:12.49	13 10	0:04:19.72	11	0:03:42.24	17		0:21:50.91	+0:01:21.17
8	250	HANCOCK Emmett	 CAN.2002.37051	0:03:15.03 0:04:41.46	9 10	0:02:47.65 0:03:13.05	8 12	0:04:15.80	7	0:03:39.60	10		0:21:52.59	+0:01:22.85
9	216	JOHNSTON Guy	 NZL.2003.50550	0:03:16.94 0:04:36.45	13 6	0:02:48.90 0:03:11.59	12 8	0:04:22.13	17	0:03:39.95	11		0:21:55.96	+0:01:26.22
10	225	CREWTHERR Matt	 GBR.2002.31956	0:03:17.49 0:04:34.92	16 5	0:02:47.84 0:03:21.50	9 29	0:04:17.74	9	0:03:42.50	18		0:22:01.99	+0:01:32.25
11	219	FAIRBROTHER Matthew	 NZL.2004.35439	0:03:17.08 0:04:43.85	14 16	0:02:49.30 0:03:16.93	15 21	0:04:19.92	12	0:03:38.05	7		0:22:05.13	+0:01:35.39
12	233	PEREZ Enzo Tribe Pyrenees Gravity	 FRA.2004.38362	0:03:17.94 0:04:44.27	17 19	0:02:48.10 0:03:09.83	10 6	0:04:24.07	22	0:03:44.77	21		0:22:08.98	+0:01:39.24













RESULTS OVERALL

Pos	Plate	Name Team	Nat EWS number	Stage 1PRO Stage 5	Pos Pos	Stage 2 Stage 6	Pos Pos	Stage 3	Pos	Stage 4Q	Pos	Penalties	Time	Gap
MEN Under 21														
13	220	BROWN Lewis	 GBR.2002.37821	0:03:12.49 0:04:43.19	8 13	0:02:50.10 0:03:10.47	18 7	0:04:33.46	35	0:03:41.53	16		0:22:11.24	+0:01:41.50
14	248	HELLY Johnathan	 CAN.2003.27147	0:03:30.40 0:04:44.18	35 18	0:02:45.25 0:03:15.03	5 16	0:04:19.05	10	0:03:38.32	8		0:22:12.23	+0:01:42.49
15	251	BERTINI Lisandru Lapierre Zipp Collective	 FRA.2004.36198	0:03:20.30 0:04:49.60	20 28	0:02:46.09 0:03:16.95	6 22	0:04:20.75	13	0:03:40.48	12		0:22:14.17	+0:01:44.43
16	215	WAYMAN Alex	 NZL.2004.35117	0:03:23.38 0:04:43.83	23 15	0:02:50.00 0:03:18.12	17 24	0:04:21.40	15	0:03:39.44	9		0:22:16.17	+0:01:46.43
17	227	ESCHLER Lasse	 GER.2005.37539	0:03:25.21 0:04:42.43	26 12	0:02:55.60 0:03:13.06	29 13	0:04:21.16	14	0:03:41.48	15		0:22:18.94	+0:01:49.20
18	222	WHITE Ronan	 GBR.2002.36972	0:03:17.44 0:04:44.90	15 22	0:02:55.32 0:03:16.48	26 19	0:04:22.38	18	0:03:45.35	23		0:22:21.87	+0:01:52.13
19	234	LESQUIR Tom Hotlines Nukeyproof Racing	 FRA.2003.36215	0:03:16.00 0:04:46.93	11 25	0:02:56.63 0:03:13.91	33 14	0:04:23.27	20	0:03:50.83	33		0:22:27.57	+0:01:57.83
20	232	KAUX Marin Tribe Pyrenees Gravity	 FRA.2002.30383	0:03:19.68 0:04:49.16	18 27	0:02:48.99 0:03:14.71	13 15	0:04:26.19	24	0:03:49.19	30		0:22:27.92	+0:01:58.18
21	236	FOURCADE Luca Tribe Pyrenees Gravity	 FRA.2003.35944	0:03:23.75 0:04:44.65	24 20	0:02:51.62 0:03:16.02	19 17	0:04:32.83	33	0:03:46.43	24		0:22:35.30	+0:02:05.56
22	237	COPE Daniel	 GBR.2003.36534	0:03:37.91 0:04:43.75	42 14	0:02:49.97 0:03:17.91	16 23	0:04:26.38	25	0:03:41.37	14		0:22:37.29	+0:02:07.55
23	235	HEINE Geraud	 BEL.2004.25833	0:03:20.33 0:04:41.78	21 11	0:02:54.07 0:03:26.57	23 36	0:04:27.47	26	0:03:47.25	27		0:22:37.47	+0:02:07.73
24	249	VERNHET Axel	 FRA.2002.34183	0:03:19.70 0:04:47.67	19 26	0:02:55.64 0:03:19.53	30 25	0:04:31.76	32	0:03:46.68	25		0:22:40.98	+0:02:11.24












EWS Tweed Valley

Innerleithen, Scotland
04 & 05 June 2022












RESULTS OVERALL

Pos	Plate	Name Team	Nat EWS number	Stage 1PRO Stage 5	Pos Pos	Stage 2 Stage 6	Pos Pos	Stage 3	Pos	Stage 4Q	Pos	Penalties	Time	Gap
MEN Under 21														
25	221	CLEMENT Liam	 GBR.2004.37661	0:03:27.99 0:04:53.40	28 32	0:02:53.47 0:03:19.77	21 27	0:04:21.93	16	0:03:48.18	29		0:22:44.74	+0:02:15.00
26	214	BARTLETT Jamie	 NZL.2002.29529	0:03:37.84 0:04:51.33	41 30	0:02:53.05 0:03:16.35	20 18	0:04:24.10	23	0:03:44.63	20		0:22:47.30	+0:02:17.56
27	243	REIS Nuno	 POR.2003.36760	0:03:21.36 0:04:44.67	22 21	0:02:53.50 0:03:49.01	22 44	0:04:22.50	19	0:03:41.07	13		0:22:52.11	+0:02:22.37
28	217	HUTMAN Omer	 ISR.2004.40015	0:03:24.04 0:04:46.40	25 24	0:02:54.65 0:03:29.98	25 39	0:04:31.33	31	0:03:47.57	28		0:22:53.97	+0:02:24.23
29	223	HARROP Zack	 GBR.2003.30354	0:03:16.02 0:04:50.82	12 29	0:03:20.14 0:03:22.42	44 31	0:04:23.48	21	0:03:44.80	22		0:22:57.68	+0:02:27.94
30	230	GOWEIL Jonas Cube Action Team	 AUT.2002.36734	0:03:28.69 0:04:57.52	31 34	0:02:54.62 0:03:19.59	24 26	0:04:31.13	30	0:03:52.55	35		0:23:04.10	+0:02:34.36
31	312	ROUKENS Alexis	 BEL.2002.36129	0:03:33.25 0:04:54.15	38 33	0:02:57.54 0:03:20.82	34 28	0:04:32.90	34	0:03:47.07	26		0:23:05.73	+0:02:35.99
32	231	FUCHS Peter	 GER.2002.33379	0:03:27.41 0:05:05.75	27 41	0:02:56.03 0:03:21.94	32 30	0:04:28.33	28	0:03:51.25	34		0:23:10.71	+0:02:40.97
33	210	JONSON Noa	 SWE.2003.37674	0:03:28.55 0:04:46.23	30 23	0:02:55.33 0:03:29.24	27 38	0:04:45.66	43	0:03:53.28	36		0:23:18.29	+0:02:48.55
34	224	WILSON Ben	 IRL.2002.36239	0:03:29.47 0:04:52.06	32 31	0:03:01.70 0:03:22.60	38 32	0:04:42.73	42	0:03:55.32	40		0:23:23.88	+0:02:54.14
35	228	BUENGEN Lars Henrik Swiss Enduro Team by Giant	 SUI.2005.27225	0:03:28.28 0:05:03.14	29 38	0:03:02.55 0:03:25.05	40 35	0:04:36.37	36	0:03:54.46	37		0:23:29.85	+0:03:00.11
36	213	WICKLUND Jackson	 USA.2005.39414	0:03:29.56 0:05:03.87	33 39	0:03:00.38 0:03:24.85	37 34	0:04:40.68	40	0:03:50.65	32		0:23:29.99	+0:03:00.25












RESULTS OVERALL

Pos	Plate	Name Team	Nat EWS number	Stage 1PRO Stage 5	Pos Pos	Stage 2 Stage 6	Pos Pos	Stage 3	Pos	Stage 4Q	Pos	Penalties	Time	Gap
MEN Under 21														
37	212	FORBES Lachie	 AUS.2003.36655	0:03:30.44 0:04:59.97	36 37	0:03:07.61 0:03:22.91	41 33	0:04:38.27	37	0:03:57.60	42		0:23:36.80	+0:03:07.06
38	229	SCHLEICHER Valentin RDN Racing	 GER.2002.26946	0:03:32.38 0:05:04.71	37 40	0:03:00.30 0:03:26.57	36 36	0:04:40.60	39	0:03:54.88	38		0:23:39.44	+0:03:09.70
39	253	RYYNANEN Tarmo	 FIN.2002.31950	0:04:04.65 0:04:38.85	44 9	0:02:55.35 0:03:16.85	28 20	0:04:27.70	27	0:04:25.95	44		0:23:49.35	+0:03:19.61
40	240	SNOW Jakob	 USA.2003.24674	0:03:37.56 0:05:22.23	40 43	0:02:58.45 0:03:31.84	35 40	0:04:30.18	29	0:03:49.75	31		0:23:50.01	+0:03:20.27
41	208	JOHANSSON Oille	 SWE.2004.39449	0:03:45.08 0:04:58.01	43 35	0:03:08.63 0:03:37.01	43 41	0:04:40.55	38	0:03:55.29	39		0:24:04.57	+0:03:34.83
42	218	SHPANOF Elad	 ISR.2005.40398	0:03:30.00 0:04:59.82	34 36	0:03:08.58 0:03:40.97	42 42	0:04:46.50	44	0:03:59.97	43		0:24:05.84	+0:03:36.10
43	209	GREEN Lachlan	 AUS.2002.36954	0:03:33.78 0:05:11.35	39 42	0:03:02.43 0:03:45.17	39 43	0:04:41.26	41	0:03:57.08	41		0:24:11.07	+0:03:41.33
44	244	MEIER SMITH Remy Propain Factory Enduro	 AUS.2004.40508	0:03:08.34 0:08:58.10	2 44	0:02:55.93 0:03:05.88	31 4	0:04:09.77	3	0:03:31.10	3		0:25:49.12	+0:05:19.38
DNS	247	PLEINDOUX Simeon Hotlines Nukeproof Racing	 FRA.2003.34644											
DNS	254	ICARDO Alexis Canyon CLLTV Dainese	 FRA.2003.31902											
WOMEN														
1	8	CONOLLY Ella Cannondale Enduro	 GBR.1998.21859	0:03:26.08 <u>0:04:54.69</u>	2 1	<u>0:03:00.10</u> <u>0:03:24.42</u>	1 1	0:04:35.78	2	0:03:53.35	2		0:23:14.42	

RESULTS OVERALL

Pos	Plate	Name Team	Nat EWS number	Stage 1PRO Stage 5	Pos Pos	Stage 2 Stage 6	Pos Pos	Stage 3	Pos	Stage 4Q	Pos	Penalties	Time	Gap
WOMEN														
2	7	BARAONA Rebecca Yeti / Fox Factory Team	 GBR.1993.21715	0:03:27.43 0:04:59.61	3 3	0:03:01.62 0:03:27.57	2 4	<u>0:04:32.74</u>	1	<u>0:03:53.14</u>	1		0:23:22.11	+0:00:07.69
3	3	COURDURIER Isabeau Lapierre Zipp Collective	 FRA.1994.21731	<u>0:03:25.41</u> 0:04:59.15	1 2	0:03:06.28 0:03:27.67	7 5	0:04:36.62	3	0:03:53.72	3		0:23:28.85	+0:00:14.43
4	4	HARDEN Harriet Trek Factory Racing	 GBR.2001.22819	0:03:31.63 0:05:01.10	4 4	0:03:04.04 0:03:27.47	3 3	0:04:41.55	7	0:03:59.61	5		0:23:45.40	+0:00:30.98
5	34	LANTHIER NADEAU Andreane Rocky Mountain Race Face	 CAN.1993.21609	0:03:32.36 0:05:10.65	6 10	0:03:04.48 0:03:31.49	4 8	0:04:41.04	6	0:03:55.79	4		0:23:55.81	+0:00:41.39
6	6	CHARLES Estelle Specialized Racing	 FRA.1997.22205	0:03:35.14 0:05:11.29	10 11	0:03:06.80 0:03:25.85	8 2	0:04:39.81	4	0:04:00.55	6		0:23:59.44	+0:00:45.02
7	2	CHARRE Morgane Pivot Factory Racing	 FRA.1990.21958	0:03:33.69 0:05:05.30	7 5	0:03:04.91 0:03:40.31	5 17	0:04:40.34	5	0:04:01.55	8		0:24:06.10	+0:00:51.68
8	177	STONE Jessica	 GBR.1990.32154	0:03:32.07 0:05:13.10	5 13	0:03:07.35 0:03:29.68	9 6	0:04:41.88	8	0:04:04.25	11		0:24:08.33	+0:00:53.91
9	33	MORRISON Rae Liv Racing	 NZL.1989.21630	0:03:36.57 0:05:09.30	12 8	0:03:07.83 0:03:32.82	10 9	0:04:47.12	11	0:04:01.87	9		0:24:15.51	+0:01:01.09
10	44	SCARSI Gloria Canyon CLLTV Dainese	 ITA.2000.36425	0:03:35.12 0:05:12.25	9 12	0:03:05.37 0:03:31.05	6 7	0:04:47.18	12	0:04:04.97	12		0:24:15.94	+0:01:01.52
11	183	HENDERSON Polly	 GBR.2001.22368	0:03:37.81 0:05:07.39	13 6	0:03:11.15 0:03:32.93	14 10	0:04:42.48	9	0:04:05.73	13		0:24:17.49	+0:01:03.07
12	10	RICHTER Raphaela Ibis Enduro Team	 GER.1997.25746	0:03:34.57 0:05:09.42	8 9	0:03:09.03 0:03:33.33	11 11	0:04:51.03	16	0:04:03.44	10		0:24:20.82	+0:01:06.40












RESULTS OVERALL

Pos	Plate	Name Team	Nat EWS number	Stage 1PRO Stage 5	Pos Pos	Stage 2 Stage 6	Pos Pos	Stage 3	Pos	Stage 4Q	Pos	Penalties	Time	Gap
WOMEN														
13	176	TAYLOR Chloe	 GBR.1998.23462	0:03:41.16 0:05:08.40	17 7	0:03:14.69 0:03:35.49	18 13	0:04:45.75	10	0:04:00.55	6		0:24:26.04	+0:01:11.62
14	36	COOK Becky	 GBR.1986.21664	0:03:40.41 0:05:15.22	15 15	0:03:09.15 0:03:34.41	12 12	0:04:49.47	14	0:04:06.05	14		0:24:34.71	+0:01:20.29
15	1	PUGIN Melanie BH Enduro Racing Team	 FRA.1990.21693	0:03:36.07 0:05:17.05	11 16	0:03:23.56 0:03:37.02	31 15	0:04:52.83	18	0:04:09.55	16		0:24:56.08	+0:01:41.66
16	5	KOREM Noga GT Factory Racing	 ISR.1991.21660	0:03:46.15 0:05:14.47	21 14	0:03:12.48 0:03:49.31	16 27	0:04:47.63	13	0:04:10.22	17		0:25:00.26	+0:01:45.84
17	35	MILLER Miranda	 CAN.1990.21687	0:03:45.03 0:05:28.66	19 25	0:03:09.80 0:03:43.13	13 21	0:04:59.33	21	0:04:09.43	15		0:25:15.38	+0:02:00.96
18	41	BAUMANN Lisa Commencal Les Orres Team	 SUI.2001.37332	0:03:43.84 0:05:31.58	18 27	0:03:15.54 0:03:42.18	19 19	0:04:51.90	17	0:04:14.42	19		0:25:19.46	+0:02:05.04
19	43	FERGUSON Louise Nukeproof SRAM Factory Racing	 GBR.1996.22180	0:03:37.89 0:05:26.94	14 23	0:03:11.70 0:03:35.90	15 14	0:04:49.55	15	0:04:38.05	35		0:25:20.03	+0:02:05.61
20	9	WINTON Katy GT Factory Racing	 GBR.1993.21730	0:03:45.95 0:05:24.62	20 20	0:03:17.10 0:03:42.36	21 20	0:04:55.53	19	0:04:14.93	20		0:25:20.49	+0:02:06.07
21	182	GILL Martha	 GBR.1997.22469	0:03:55.28 0:05:20.60	26 18	0:03:14.47 0:03:40.72	17 18	0:04:59.45	22	0:04:14.10	18		0:25:24.62	+0:02:10.20
22	38	DUVERT Julie Theory Racing p/b ProBikeKit	 FRA.1996.21719	0:03:41.02 0:05:27.56	16 24	0:03:18.28 0:03:39.40	25 16	0:05:04.57	25	0:04:14.94	21		0:25:25.77	+0:02:11.35
23	179	JOLIDON Sidonie	 SUI.1987.31073	0:03:55.38 0:05:19.77	27 17	0:03:15.93 0:03:44.73	20 23	0:05:02.56	23	0:04:18.25	22		0:25:36.62	+0:02:22.20

RESULTS OVERALL

Pos	Plate	Name Team	Nat EWS number	Stage 1PRO Stage 5	Pos Pos	Stage 2 Stage 6	Pos Pos	Stage 3	Pos	Stage 4Q	Pos	Penalties	Time	Gap
WOMEN														
24	180	ELLECOSTA Nadine Abetone FullOut Gravity	 ITA.1999.25437	0:03:54.16 0:05:23.25	25 19	0:03:17.29 0:03:43.23	22 22	0:04:58.18	20	0:04:21.39	23		0:25:37.50	+0:02:23.08
25	37	JONNIER Morgane Rossignol Factory Team	 FRA.1990.22559	0:03:53.41 0:05:34.58	24 30	0:03:17.78 0:03:47.16	23 24	0:05:04.12	24	0:04:25.89	30		0:26:02.94	+0:02:48.52
26	178	PAGEAU Rachel	 CAN.1995.21742	0:03:59.62 0:05:26.12	30 22	0:03:19.55 0:03:51.02	27 29	0:05:05.80	28	0:04:24.00	28		0:26:06.11	+0:02:51.69
27	40	SCHICK Lucy Norco Factory Team	 CAN.2000.23447	0:03:52.67 0:05:37.42	23 33	0:03:23.21 0:03:47.32	30 25	0:05:13.40	33	0:04:22.57	25		0:26:16.59	+0:03:02.17
28	186	REY Charlotte Tribe Pyrenees Gravity	 FRA.2000.31025	0:03:57.35 0:05:34.60	28 31	0:03:17.83 0:03:54.53	24 31	0:05:13.38	32	0:04:27.60	31		0:26:25.29	+0:03:10.87
29	181	BATTISTA Laura	 AUS.1988.22132	0:04:06.53 0:05:25.95	33 21	0:03:27.58 0:03:53.49	33 30	0:05:10.03	29	0:04:22.88	26		0:26:26.46	+0:03:12.04
30	42	STEINTHALER Hanna Cube Action Team	 AUT.1997.40424	0:04:01.11 0:05:35.98	31 32	0:03:21.22 0:03:57.74	28 33	0:05:13.23	31	0:04:29.05	33		0:26:38.33	+0:03:23.91
31	185	LONG Julia	 CAN.1999.22029	0:04:08.66 0:05:31.44	34 26	0:03:26.04 0:03:55.95	32 32	0:05:12.80	30	0:04:24.10	29		0:26:38.99	+0:03:24.57
32	190	BRISBOURNE Corinna	 GBR.1999.36853	0:04:34.25 0:05:32.06	39 28	0:03:22.68 0:03:48.47	29 26	0:05:05.79	27	0:04:23.48	27		0:26:46.73	+0:03:32.31
33	184	DILLON Sian	 GBR.1994.35457	0:03:50.28 0:05:32.13	22 29	0:03:19.33 0:03:49.75	26 28	0:05:04.75	26	0:04:22.40	24	0:01:00.00	0:26:58.64	+0:03:44.22
34	188	JOHNSEN Jonna	 DEN.1992.27207	0:04:04.50 0:05:45.20	32 35	0:03:35.30 0:03:58.98	36 34	0:05:20.08	34	0:04:27.95	32		0:27:12.01	+0:03:57.59
35	193	MCKIRDY Angeline	 CAN.1992.23461	0:04:18.08 0:05:42.41	36 34	0:03:34.33 0:04:05.78	35 36	0:05:20.99	35	0:04:29.30	34		0:27:30.89	+0:04:16.47

RESULTS OVERALL

Pos	Plate	Name Team	Nat EWS number	Stage 1PRO Stage 5	Pos Pos	Stage 2 Stage 6	Pos Pos	Stage 3	Pos	Stage 4Q	Pos	Penalties	Time	Gap
WOMEN														
36	194	DU TOIT Frances	 RSA.1997.27399	0:04:10.12 0:05:51.04	35 36	0:03:30.95 0:04:01.37	34 35	0:05:23.89	36	0:04:39.73	36		0:27:37.10	+0:04:22.68
37	192	MCKIVERIGAN Niamh	 IRL.2001.52798	0:04:33.17 0:06:15.11	38 37	0:03:53.77 0:04:16.99	38 37	0:05:46.03	38	0:04:57.85	37		0:29:42.92	+0:06:28.50
38	191	GUNNER Rhiannon	 GBR.2000.37015	0:04:26.45 0:06:22.03	37 38	0:04:00.38 0:04:18.49	39 38	0:05:52.95	39	0:05:05.26	38		0:30:05.56	+0:06:51.14
DNF	189	ASHWOOD Emily	 GBR.2000.38612	0:03:58.33	29	0:03:41.08	37	0:05:45.65	37					
DNS	187	LITTORIN SANDBU Anna	 NOR.2000.31919											
DNS	39	WIEDENROTH Sofia Specialized Racing	 GER.1995.24544											
WOMEN Master 35+														
1	206	MOSELEY Tracy	 GBR.1979.25886	<u>0:03:49.60</u> <u>0:05:13.73</u>	1 1	<u>0:03:14.30</u> <u>0:03:33.48</u>	1 1	<u>0:04:57.60</u>	1	<u>0:04:11.30</u>	1		0:25:00.01	
2	207	PAULIN Louise Margareta Ibis Enduro Team	 SWE.1978.21619	0:04:00.46 0:05:38.90	2 2	0:03:26.41 0:03:51.00	2 2	0:05:17.07	2	0:04:26.06	2		0:26:39.90	+0:01:39.89
3	205	THOMSEN Sandra Bohn	 DEN.1983.33584	0:04:20.71 0:06:11.72	3 5	0:03:29.38 0:04:16.04	3 3	0:05:23.70	3	0:04:28.75	3		0:28:10.30	+0:03:10.29
4	203	FILBY Maxine	 GBR.1980.36076	0:04:32.99 0:06:09.74	5 4	0:03:56.37 0:04:24.13	5 4	0:05:47.60	5	0:04:46.17	4		0:29:37.00	+0:04:36.99
5	204	NEWMAN Roslynn	 GBR.1978.22261	0:04:28.18 0:05:54.28	4 3	0:03:45.35 0:04:25.26	4 5	0:05:35.36	4	0:05:39.48	7		0:29:47.91	+0:04:47.90

RESULTS OVERALL

Pos	Plate	Name Team	Nat EWS number	Stage 1PRO Stage 5	Pos Pos	Stage 2 Stage 6	Pos Pos	Stage 3	Pos	Stage 4Q	Pos	Penalties	Time	Gap
WOMEN Master 35+														
6	201	HART Catherine	 GBR.1976.27215	0:04:44.67 0:06:35.10	6 6	0:04:04.75 0:04:39.57	6 6	0:06:07.05	6	0:05:14.15	5		0:31:25.29	+0:06:25.28
7	202	CONTENTOANGELL Kristine	 USA.1979.33608	0:05:12.29 0:07:14.42	7 7	0:04:14.73 0:05:00.95	7 7	0:06:35.25	7	0:05:18.25	6		0:33:35.89	+0:08:35.88
WOMEN Under 21														
1	197	LAN Emmy Norco Factory Team	 CAN.2004.33463	0:03:49.47 0:05:11.36	1 1	0:03:12.75 0:03:46.76	1 1	0:04:53.28	1	0:04:15.47	1		0:25:09.09	
2	200	RIVA Sophie	 ITA.2003.33949	0:03:49.60 0:05:27.50	2 2	0:03:19.62 0:03:50.82	2 2	0:05:04.51	2	0:04:20.56	2		0:25:52.61	+0:00:43.52
3	195	HENRY Justine Tribe Pyrenees Gravity	 FRA.2003.32717	0:04:18.17 0:06:02.10	3 4	0:03:33.49 0:04:17.77	3 3	0:05:27.74	3	0:04:47.08	3		0:28:26.35	+0:03:17.26
4	196	MULLIN Hannah	 IRL.2005.37699	0:04:19.99 0:05:57.67	4 3	0:03:45.50 0:04:58.52	4 5	0:05:32.51	4	0:04:50.02	4		0:29:24.21	+0:04:15.12
5	198	MCCULLY Bethany	 GBR.2004.52541	0:04:48.32 0:06:26.93	5 5	0:03:48.00 0:04:35.81	5 4	0:05:55.34	5	0:05:37.53	5		0:31:11.93	+0:06:02.84
DNS	199	WEBER Helen RAAW // Levelnine Gravity	 GER.2002.36775											

RESULTS OVERALL

Penalties details

Plate	Name	Penalty	Description	Location
71	MYSIK Milan	00:03:00	Wheel change	
150	LAMBERT Pierre	DSQ	Outside assistance	
166	GONDOUIN Antoine	00:01:00	Late at check point	S1PRO Start
172	BARTON Oliver	DSQ	Bike change	
184	DILLON Sian	00:01:00	Late at check point	S1PRO Start

Statistics

Entries / Nations	Finished	DNF	DSQ	DNS	Weather	Temperature	Distance	Elevation
294 / 27	274	9	2	9	Cloudy	15 °C	42.5km	1,797m

DNF: did not finish · DNS: did not start · DSQ: disqualified