





































EWS100 RESULTS

Pos	Plate	Name Team	Nat EWS number	Stage 2	Pos	Stage 3	Pos	Stage 4	Pos	Stage 5	Pos	Penalties	Time	Gap
EWS100 MEN														
1	1012	WUENSCHER Anton Lauritz	 GER.1993.33245	<u>0:06:55.98</u>	1	0:04:26.30	2	0:02:34.80	2	<u>0:14:31.44</u>	1		0:28:28.52	
2	1028	MAUSER Stefan	 AUT.1990.40502	0:07:16.23	9	0:04:31.20	3	0:02:36.57	5	0:14:46.64	2		0:29:10.64	+0:00:42.12
3	1084	ROLLASON Harvey	 GBR.2001.25825	0:07:03.25	2	<u>0:04:25.25</u>	1	<u>0:02:33.71</u>	1	0:15:10.70	5		0:29:12.91	+0:00:44.39
4	1011	WERRES Florian	 GER.1999.36669	0:07:06.03	3	0:04:31.24	4	0:02:36.21	4	0:15:20.39	8		0:29:33.87	+0:01:05.35
5	1110	STROMBERGER Lukas		0:07:19.18	15	0:04:34.45	10	0:02:44.57	32	0:14:59.68	3		0:29:37.88	+0:01:09.36
6	1007	KONSTANTY Damian		0:07:14.00	7	0:04:36.08	12	0:02:40.02	10	0:15:13.39	7		0:29:43.49	+0:01:14.97
7	1029	KOFLER Christoph		0:07:11.47	5	0:04:35.54	11	0:02:34.85	3	0:15:27.46	10		0:29:49.32	+0:01:20.80
8	1022	MCRITCHIE Ruairidh	 GBR.1995.22333	0:07:07.33	4	0:04:36.88	15	0:02:44.22	29	0:15:28.66	11		0:29:57.09	+0:01:28.57
9	1009	SANDER Wojciech		0:07:15.54	8	0:04:32.04	6	0:02:36.98	6	0:15:35.11	14		0:29:59.67	+0:01:31.15
10	1016	ANDERSEN Mads	 DEN.1996.34154	0:07:13.50	6	0:04:38.32	17	0:02:41.27	14	0:15:27.45	9		0:30:00.54	+0:01:32.02
11	1003	SCHARL Robert	 GER.1992.40440	0:07:32.97	30	0:04:41.06	24	0:02:43.60	25	0:15:08.65	4		0:30:06.28	+0:01:37.76
12	1086	BENNETT Curtis		0:07:28.32	27	0:04:34.11	9	0:02:38.75	8	0:15:29.64	12		0:30:10.82	+0:01:42.30













EWS100 RESULTS

Pos	Plate	Name Team	Nat EWS number	Stage 2	Pos	Stage 3	Pos	Stage 4	Pos	Stage 5	Pos	Penalties	Time	Gap
EWS100 MEN														
13	1034	CHRIST Jan	 GER.1998.25376	0:07:16.62	10	0:04:40.38	21	0:02:37.73	7	0:15:42.74	18		0:30:17.47	+0:01:48.95
14	1013	HERTERICH Tobias	 	0:07:22.32	20	0:04:36.52	14	0:02:40.43	11	0:15:41.27	17		0:30:20.54	+0:01:52.02
15	1083	KRASOVEC Tim	 SLO.2000.34093	0:07:24.38	21	0:04:36.15	13	0:02:44.44	31	0:15:37.61	16		0:30:22.58	+0:01:54.06
16	1114	WOLF Gabriele	 ITA.1994.22167	0:07:18.88	14	0:04:38.88	18	0:02:40.87	13	0:15:47.88	19		0:30:26.51	+0:01:57.99
17	1010	SKIBA Karol	 POL.2000.34324	0:07:51.45	53	0:04:40.87	23	0:02:42.20	17	0:15:12.04	6		0:30:26.56	+0:01:58.04
18	1091	HUIKURI Ville	 FIN.1995.22893	0:07:26.45	23	0:04:47.00	41	0:02:44.13	28	0:15:36.00	15		0:30:33.58	+0:02:05.06
19	1026	ACERBI Tommaso	 ITA.1997.33592	0:07:20.30	18	0:04:32.35	7	0:02:42.45	19	0:16:01.01	24		0:30:36.11	+0:02:07.59
20	1002	ZANKL Sebastian	 GER.1991.25139	0:07:43.10	44	0:04:40.50	22	0:02:42.55	20	0:15:34.82	13		0:30:40.97	+0:02:12.45
21	1210	GIANOLI Gregory WeRide Racing Team	 	0:07:26.39	22	0:04:44.49	34	0:02:48.98	48	0:15:53.59	21		0:30:53.45	+0:02:24.93
22	1041	WARNTJES Thorwout	 SWE.2001.40670	0:07:34.47	33	0:04:39.53	20	0:02:44.29	30	0:15:56.26	22		0:30:54.55	+0:02:26.03
23	1073	PRAXMARER Simon	 AUT.1994.40641	0:07:18.87	13	0:05:01.50	61	0:02:42.79	22	0:15:53.30	20		0:30:56.46	+0:02:27.94
24	1038	RISS Marvin	 	0:07:19.80	17	0:04:43.35	31	0:02:42.65	21	0:16:15.67	25		0:31:01.47	+0:02:32.95













EWS100 RESULTS

Pos	Plate	Name Team	Nat EWS number	Stage 2	Pos	Stage 3	Pos	Stage 4	Pos	Stage 5	Pos	Penalties	Time	Gap
EWS100 MEN														
25	1015	TISCHHART Florian		0:07:19.28	16	0:04:39.25	19	0:02:45.96	36	0:16:19.73	27		0:31:04.22	+0:02:35.70
26	1078	MAILLOT Baptiste		0:07:29.57	28	0:04:50.36	48	0:02:48.83	47	0:15:59.01	23		0:31:07.77	+0:02:39.25
27	1014	CHAMPION Quentin	 FRA.1993.22698	0:07:27.13	25	0:04:41.50	25	0:02:40.70	12	0:16:27.40	29		0:31:16.73	+0:02:48.21
28	1105	BAVDAZ Rok	 SLO.2001.50779	0:07:39.53	38	0:04:43.19	29	0:02:48.37	44	0:16:16.33	26		0:31:27.42	+0:02:58.90
29	1075	LESNE Yoel		0:07:31.35	29	0:04:43.38	32	0:02:45.94	35	0:16:28.33	32		0:31:29.00	+0:03:00.48
30	1070	PRESTEL Paul	 GER.1997.50868	0:07:33.28	31	0:04:48.60	44	0:02:42.92	23	0:16:24.91	28		0:31:29.71	+0:03:01.19
31	1032	OTT Linus	 GER.1997.33931	0:07:27.02	24	0:04:45.15	37	0:02:41.45	16	0:16:40.03	35		0:31:33.65	+0:03:05.13
32	1121	INNEREBNER Christoph Team Dorrong Enduro	 ITA.1992.24432	0:07:44.70	47	0:04:43.48	33	0:02:46.30	37	0:16:27.70	30		0:31:42.18	+0:03:13.66
33	1018	KJELDSEN Frederik		0:07:38.39	34	0:04:45.42	38	0:03:00.78	71	0:16:28.00	31		0:31:52.59	+0:03:24.07
34	1101	JOHNSTON Ross		0:07:42.95	42	0:04:44.93	36	0:02:43.80	26	0:16:41.12	36		0:31:52.80	+0:03:24.28
35	1071	KACZMARCZYK Krzysztof	 POL.2001.50990	0:07:27.35	26	0:04:37.40	16	0:02:43.10	24	0:17:06.59	43		0:31:54.44	+0:03:25.92
36	1033	DE SIMONE Max	 GER.1992.39102	0:07:39.00	36	0:04:53.70	51	0:02:48.72	46	0:16:43.09	37		0:32:04.51	+0:03:35.99













EWS100 RESULTS

Pos	Plate	Name Team	Nat EWS number	Stage 2	Pos	Stage 3	Pos	Stage 4	Pos	Stage 5	Pos	Penalties	Time	Gap
EWS100 MEN														
37	1096	SKARUPA Mark	 BRA.1996.31923	0:07:42.12	41	0:04:54.64	52	0:02:50.00	52	0:16:37.87	34		0:32:04.63	+0:03:36.11
38	1080	HAERING Simon	 GER.2001.36679	0:07:40.05	40	0:05:00.65	60	0:02:54.29	58	0:16:36.92	33		0:32:11.91	+0:03:43.39
39	1140	ZUBE Marcel	 AUT.2001.36679	0:07:48.32	50	0:04:57.60	57	0:02:52.44	56	0:16:47.20	38		0:32:25.56	+0:03:57.04
40	1017	HARTMANN Markus	 DEN.2001.36679	0:07:54.12	56	0:04:50.26	47	0:02:51.20	54	0:16:49.99	39		0:32:25.57	+0:03:57.05
41	1008	TARKOWSKI Marcin	 POL.2001.36679	0:07:38.55	35	0:04:46.79	39	0:02:47.32	39	0:17:20.50	47		0:32:33.16	+0:04:04.64
42	1152	MLICH Marek	 SVK.2001.40426	0:07:34.09	32	0:04:42.89	28	0:02:42.29	18	0:17:34.15	51		0:32:33.42	+0:04:04.90
43	1020	VENDELBO Marcus	 DEN.2001.40426	0:07:54.71	57	0:04:55.45	53	0:02:45.08	34	0:17:00.76	41		0:32:36.00	+0:04:07.48
44	1148	SPIESSL Lukas	 GER.1998.33053	0:07:45.15	48	0:04:46.98	40	0:02:47.77	42	0:17:17.46	45		0:32:37.36	+0:04:08.84
45	1098	SCHELBERT Aron	 SUI.2000.24501	0:07:39.05	37	0:04:52.02	49	0:02:50.83	53	0:17:17.69	46		0:32:39.59	+0:04:11.07
46	1183	REDECKER Heiko	 SLO.2000.24501	0:07:45.90	49	0:04:43.34	30	0:02:44.75	33	0:17:42.42	52		0:32:56.41	+0:04:27.89
47	1024	WESTGARTH Josef	 GBR.1995.26854	0:08:20.22	73	0:04:56.72	55	0:02:48.00	43	0:16:55.08	40		0:33:00.02	+0:04:31.50
48	1023	FOTHERGILL Alistair	 GBR.1995.26854	0:07:40.01	39	0:04:44.67	35	0:02:49.65	50	0:17:47.15	53		0:33:01.48	+0:04:32.96











EWS100 RESULTS

Pos	Plate	Name Team	Nat EWS number	Stage 2	Pos	Stage 3	Pos	Stage 4	Pos	Stage 5	Pos	Penalties	Time	Gap
EWS100 MEN														
49	1135	PFUISI Michael		0:07:50.45	52	0:04:59.06	59	0:02:49.35	49	0:17:27.12	49		0:33:05.98	+0:04:37.46
50	1122	MEIER Bastian		0:08:01.90	60	0:04:56.90	56	0:02:53.44	57	0:17:16.60	44		0:33:08.84	+0:04:40.32
51	1108	WAGNER Raphael	 AUT.1996.25536	0:08:18.17	70	0:05:02.92	62	0:02:56.03	61	0:17:01.63	42		0:33:18.75	+0:04:50.23
52	1085	SHERRIFF Owen	 GBR.2000.40196	0:07:43.32	46	0:04:47.96	43	0:02:52.21	55	0:18:01.46	55		0:33:24.95	+0:04:56.43
53	1144	NAETS Kobe	 BEL.1993.50863	0:07:53.37	55	0:05:04.61	63	0:02:54.68	59	0:17:34.04	50		0:33:26.70	+0:04:58.18
54	1068	BAUER Benedikt		0:08:06.47	61	0:05:08.08	68	0:03:00.16	70	0:17:25.11	48		0:33:39.82	+0:05:11.30
55	1040	MOEHWALD Jonas	 GER.2000.33304	0:07:18.75	12	0:04:31.87	5	0:02:38.97	9	0:19:14.18	70		0:33:43.77	+0:05:15.25
56	1149	MAAG Paul		0:07:22.22	19	0:04:42.26	27	0:02:43.81	27	0:19:19.07	71		0:34:07.36	+0:05:38.84
57	1037	EGE Moritz	 GER.1994.27870	0:08:01.35	58	0:04:47.52	42	0:02:47.54	41	0:18:37.61	61		0:34:14.02	+0:05:45.50
58	1081	VYKOUPIK Jan	 CZE.1992.33797	0:08:19.13	72	0:05:06.77	66	0:02:55.15	60	0:17:54.11	54		0:34:15.16	+0:05:46.64
59	1145	STANK Jakub		0:08:11.42	65	0:05:08.91	69	0:02:57.82	65	0:18:05.21	56		0:34:23.36	+0:05:54.84
60	1141	MOHR Ludwig		0:08:12.14	66	0:05:09.33	71	0:03:02.18	73	0:18:11.16	58		0:34:34.81	+0:06:06.29












EWS100 RESULTS

Pos	Plate	Name Team	Nat EWS number	Stage 2	Pos	Stage 3	Pos	Stage 4	Pos	Stage 5	Pos	Penalties	Time	Gap
EWS100 MEN														
61	1069	LIMBECK Manuel		0:08:12.42	67	0:05:07.97	67	0:02:58.13	66	0:18:20.86	60		0:34:39.38	+0:06:10.86
62	1082	ODZIOMEK Olaf	 POL.1994.23191	0:07:48.73	51	0:04:50.15	45	0:03:13.77	86	0:18:52.89	65		0:34:45.54	+0:06:17.02
63	1079	SCHNEIDER Daniel		0:08:07.30	62	0:05:05.75	65	0:02:56.13	62	0:18:42.74	62		0:34:51.92	+0:06:23.40
64	1153	MAIR Lukas		0:08:26.15	77	0:05:11.47	74	0:03:01.81	72	0:18:15.93	59		0:34:55.36	+0:06:26.84
65	1095	GOBAT Lars		0:08:27.80	79	0:05:16.02	78	0:03:05.30	78	0:18:07.91	57		0:34:57.03	+0:06:28.51
66	1077	DUFAUD Thomas	 FRA.1996.22335	0:08:14.98	68	0:05:10.35	73	0:02:56.85	63	0:18:46.40	64		0:35:08.58	+0:06:40.06
67	1093	KOENIG Vitalij		0:08:10.27	63	0:05:11.62	76	0:03:04.43	76	0:18:58.19	66		0:35:24.51	+0:06:55.99
68	1113	MORICONI Gabriele		0:08:17.32	69	0:05:11.55	75	0:02:59.98	69	0:19:02.95	68		0:35:31.80	+0:07:03.28
69	1106	GONZALEZ Victor		0:08:25.17	74	0:05:10.08	72	0:02:57.11	64	0:18:59.45	67		0:35:31.81	+0:07:03.29
70	1097	TAPLIK Ole	 GER.1990.25759	0:08:57.22	82	0:05:17.00	79	0:03:03.31	74	0:18:43.27	63		0:36:00.80	+0:07:32.28
71	1155	WITTKOPF Florian		0:08:25.83	76	0:05:20.40	80	0:03:05.86	79	0:19:13.53	69		0:36:05.62	+0:07:37.10
72	1139	DELINER Maximilian		0:08:10.80	64	0:05:09.32	70	0:02:59.71	68	0:20:30.32	72		0:36:50.15	+0:08:21.63












EWS100 RESULTS

Pos	Plate	Name Team	Nat EWS number	Stage 2	Pos	Stage 3	Pos	Stage 4	Pos	Stage 5	Pos	Penalties	Time	Gap
EWS100 MEN														
73	1146	MAYER Philipp	 GER.1998.37154	0:08:01.79	59	0:04:50.20	46	0:02:48.52	45	0:21:34.51	74		0:37:15.02	+0:08:46.50
74	1107	CORREA Agustin	 CHI.1989.31671	0:09:13.77	84	0:05:25.35	82	0:03:07.67	82	0:21:05.88	73		0:38:52.67	+0:10:24.15
75	1100	BLACKIE Giles	 GBR.1990.36962	0:08:39.62	80	0:05:28.08	84	0:03:05.90	80	0:21:45.48	76		0:38:59.08	+0:10:30.56
76	1103	STALLER Ricardo	 AUT.1990.51513	0:08:51.80	81	0:05:34.30	85	0:03:13.03	85	0:21:42.08	75		0:39:21.21	+0:10:52.69
77	1142	MAYR Thomas	 AUT.1990.51513	0:08:27.19	78	0:04:58.05	58	0:03:11.60	83	0:22:48.17	78		0:39:25.01	+0:10:56.49
78	1092	WESSLING Pascal	 GER.1998.37154	0:08:57.77	83	0:05:27.50	83	0:03:03.60	75	0:22:20.10	77		0:39:48.97	+0:11:20.45
79	1039	KOMP Fynn	 GER.1998.37154	0:08:18.78	71	0:05:04.70	64	0:02:58.53	67	0:24:25.46	80		0:40:47.47	+0:12:18.95
80	1150	ARANCIBIA DIAZ Joaquin	 CHI.1989.31671	0:09:30.48	86	0:05:45.93	87	0:03:16.85	87	0:24:03.86	79		0:42:37.12	+0:14:08.60
81	1176	ALBALUSHI Shabib	OMN OMN.1990.51513	0:09:21.06	85	0:05:35.65	86	0:03:11.68	84	0:24:36.35	81		0:42:44.74	+0:14:16.22
82	1168	SUKYS Jokubas	 LTU.1990.51513	0:08:25.57	75	0:05:15.32	77	0:03:04.52	77	0:27:36.30	83		0:44:21.71	+0:15:53.19
83	1170	GRINYER Tom	 GBR.1990.36962	0:10:43.91	90	0:06:32.40	89	0:03:34.54	89	0:27:22.45	82		0:48:13.30	+0:19:44.78
84	1180	AL FARSI Majeed	OMN OMN.1990.52003	0:10:14.85	88	0:05:58.53	88	0:03:27.06	88	0:29:23.83	85		0:49:04.27	+0:20:35.75

EWS100 RESULTS

Pos	Plate	Name Team	Nat EWS number	Stage 2	Pos	Stage 3	Pos	Stage 4	Pos	Stage 5	Pos	Penalties	Time	Gap
EWS100 MEN														
85	1005	GEIL Kevin	 GER.1995.50861	0:07:51.58	54	0:04:53.11	50	0:02:46.56	38	0:35:34.05	86		0:51:05.30	+0:22:36.78
86	1072	RAUTERBERG Johannes	 GER.1995.31921	0:07:42.97	43	0:04:55.76	54	0:02:47.34	40	0:40:10.29	87		0:55:36.36	+0:27:07.84
87	1178	ALKHAYARI Faham	OMN OMN.1996.51460	0:16:26.72	93	0:05:24.62	81	0:03:07.44	81	0:27:37.96	84	0:03:00.00	0:55:36.74	+0:27:08.22
DNF	1112	TORTORA Daniel	 ITA.2001.36374	0:07:18.53	11	0:04:32.50	8	0:02:41.28	15					
DNF	1036	TINSEL Paul		0:10:13.80	87	0:04:41.81	26	0:02:49.97	51					
DNF	1169	STEFANITS Manuel		0:13:49.92	92	0:07:34.02	90	0:04:16.13	90					
DNF	1019	HOJ Rasmus		0:07:43.18	45									
DNF	1067	SCHROETTER Dennis		0:10:28.57	89									
DNF	1115	DALLA VALLE Nicola		0:11:25.10	91									
DNS	1076	GUERIN Cedric	 FRA.1992.23190											
DNS	1025	HOLE Dan	 GBR.1999.37797											
DNS	1001	TAUTORAT Per	 GER.1990.33559											












EWS100 RESULTS

Pos	Plate	Name Team	Nat EWS number	Stage 2	Pos	Stage 3	Pos	Stage 4	Pos	Stage 5	Pos	Penalties	Time	Gap	
EWS100 MEN Master 35+															
1	1138	BOSNIK Peter		0:07:58.15	6	0:04:57.82	5	0:02:57.61	9	<u>0:16:12.09</u>	<u>1</u>		0:32:05.67		
2	1131	KIESER Alexander	 GER.1987.36855	0:07:57.73	5	<u>0:04:52.53</u>	<u>1</u>	<u>0:02:45.04</u>	<u>1</u>	0:16:43.11	3		0:32:18.41	+0:00:12.74	
3	1089	SCHUMACHER Bernd	 GER.1985.39105	0:07:53.25	3	0:04:55.06	3	0:03:06.88	14	0:16:34.97	2		0:32:30.16	+0:00:24.49	
4	1132	LAND Dominic	 GER.1987.40689	0:08:07.25	9	0:04:58.81	6	0:02:57.38	8	0:17:39.70	4		0:33:43.14	+0:01:37.47	
5	1158	FERNANDEZ MERCADE Jaime	 ESP.1978.37591	0:08:11.20	10	0:05:16.27	12	0:03:01.35	11	0:17:49.13	5		0:34:17.95	+0:02:12.28	
6	1030	SCHAUFLEER Christoph		0:07:53.22	2	0:05:15.69	10	0:02:51.62	4	0:18:18.88	9		0:34:19.41	+0:02:13.74	
7	1127	WESSANG Geoffrey	 FRA.1986.36756	0:08:00.50	7	0:05:18.73	13	0:03:09.10	15	0:17:51.97	6		0:34:20.30	+0:02:14.63	
8	1123	MEIER Benjamin		0:08:13.35	12	0:05:02.68	8	0:02:49.17	2	0:18:15.80	7		0:34:21.00	+0:02:15.33	
9	1147	TEICHMANN Ingo		0:08:01.87	8	0:05:06.10	9	0:02:54.20	6	0:18:18.87	8		0:34:21.04	+0:02:15.37	
10	1137	HENSE-LINTSCHNIG Philipp		<u>0:07:46.80</u>	<u>1</u>	0:04:53.97	2	0:02:49.37	3	0:19:15.04	13		0:34:45.18	+0:02:39.51	
11	1130	SEEMUELLER Julian		0:08:12.15	11	0:05:02.67	7	0:02:56.22	7	0:18:45.96	11		0:34:57.00	+0:02:51.33	











EWS100 RESULTS

Pos	Plate	Name Team	Nat EWS number	Stage 2	Pos	Stage 3	Pos	Stage 4	Pos	Stage 5	Pos	Penalties	Time	Gap
EWS100 MEN Master 35+														
12	1125	NILSSON Kristofer	 SWE.1983.21560	0:07:53.80	4	0:04:56.18	4	0:02:53.21	5	0:20:20.31	15		0:36:03.50	+0:03:57.83
13	1136	HUBER Philipp		0:08:52.54	16	0:05:24.14	15	0:03:06.32	13	0:18:49.03	12		0:36:12.03	+0:04:06.36
14	1171	KURPERSHOEK Nijs		0:08:23.95	13	0:05:16.12	11	0:02:58.32	10	0:19:38.60	14		0:36:16.99	+0:04:11.32
15	1179	BUNN Joe	OMN	0:08:45.18	15	0:05:52.05	19	0:03:34.00	18	0:18:19.07	10		0:36:30.30	+0:04:24.63
16	1126	DUDLEY Paul	 GBR.1981.32437	0:08:39.60	14	0:05:23.12	14	0:03:01.87	12	0:22:37.97	16		0:39:42.56	+0:07:36.89
17	1160	KURNER Thomas		0:09:28.05	18	0:05:40.85	17	0:03:18.58	16	0:22:40.01	17		0:41:07.49	+0:09:01.82
18	1177	ALAMRI Omar	OMN OMN.1987.52004	0:09:59.95	19	0:05:49.83	18	0:03:21.28	17	0:24:33.07	19		0:43:44.13	+0:11:38.46
19	1157	JEREMIAH Paul	 GBR.1978.34050	0:10:14.50	20	0:06:00.45	20	0:03:39.93	20	0:24:26.60	18		0:44:21.48	+0:12:15.81
20	1159	JANKOVITS Nick		0:09:24.72	17	0:05:34.44	16	0:03:52.23	21	0:25:34.08	20		0:44:25.47	+0:12:19.80
21	1129	RUSSELL Jamie	 CAN.1983.24428	0:11:47.47	21	0:07:08.77	22	0:03:34.83	19	0:27:52.67	21		0:50:23.74	+0:18:18.07
22	1175	MOHSIN Labib	OMN OMN.1978.40600	0:12:42.20	22	0:07:07.70	21	0:04:17.53	22	0:32:57.21	22		0:57:04.64	+0:24:58.97
DNF	1156	BYRD Andrew	 USA.1985.50807											







EWS100 RESULTS

Pos	Plate	Name Team	Nat EWS number	Stage 2	Pos	Stage 3	Pos	Stage 4	Pos	Stage 5	Pos	Penalties	Time	Gap
EWS100 MEN Master 35+														
DNS	1124	TIRALA Armin	 AUT.1987.36613											
EWS100 MEN Master 45+														
1	1118	MAIERHOFER Christoph Team Dorrong Enduro	 AUT.1987.36613	0:07:39.22	1	0:04:44.57	1	0:02:47.75	1	0:16:36.57	1		0:31:48.11	
2	1165	GOLLES Michael	 AUT.1975.52050	0:08:19.35	4	0:05:13.58	4	0:02:55.87	4	0:17:29.65	2		0:33:58.45	+0:02:10.34
3	1090	WOBBEKING Sascha		0:08:10.88	2	0:05:09.04	2	0:02:51.75	2	0:18:38.94	3		0:34:50.61	+0:03:02.50
4	1134	HOFFMANN Carsten		0:08:15.93	3	0:05:10.47	3	0:02:53.50	3	0:19:31.48	6		0:35:51.38	+0:04:03.27
5	1154	PAL Stefan	 GER.1969.26184	0:08:48.87	7	0:05:37.10	9	0:03:14.74	9	0:18:56.11	4		0:36:36.82	+0:04:48.71
6	1163	ROLSER Tobias		0:09:23.78	9	0:05:19.03	6	0:03:00.90	5	0:19:12.18	5		0:36:55.89	+0:05:07.78
7	1162	LEBRUN Emeric		0:08:39.15	6	0:05:25.60	7	0:03:03.57	7	0:20:21.57	7		0:37:29.89	+0:05:41.78
8	1117	BREITENECKER Thomas	 AUT.1971.24567	0:08:30.07	5	0:05:16.58	5	0:03:02.45	6	0:20:40.86	9		0:37:29.96	+0:05:41.85
9	1161	MARTINEZ Frederic	 FRA.1967.22753	0:09:26.04	10	0:05:39.65	10	0:03:15.58	10	0:20:25.51	8		0:38:46.78	+0:06:58.67
10	1120	LENZ Matthias Team Dorrong Enduro	 AUT.1971.24567	0:09:48.85	11	0:05:52.95	11	0:03:20.85	11	0:22:17.38	10		0:41:20.03	+0:09:31.92

EWS100 RESULTS

Pos	Plate	Name Team	Nat EWS number	Stage 2	Pos	Stage 3	Pos	Stage 4	Pos	Stage 5	Pos	Penalties	Time	Gap
EWS100 MEN Master 45+														
11	1174	KINCH Matthew	 AUS.1977.40533	0:09:07.57	8	0:05:36.42	8	0:03:12.08	8	0:27:56.79	11		0:45:52.86	+0:14:04.75
12	1164	NEMETH Balazs		0:10:34.67	12	0:06:03.17	12	0:03:34.10	12	0:29:10.73	12		0:49:22.67	+0:17:34.56
DNS	1173	CASAR Aleksander	 SLO.1977.50831											
DNS	1172	POWELL Andre												
EWS100 MEN Under 21														
1	1045	CROS Dorian	 FRA.2002.34042	<u>0:07:13.83</u>	1	0:04:37.44	6	0:02:40.64	3	<u>0:15:09.32</u>	1		0:29:41.23	
2	1111	CALONACI Tommaso	 ITA.2002.50919	0:07:26.83	10	<u>0:04:29.25</u>	1	<u>0:02:34.69</u>	1	0:15:17.18	2		0:29:47.95	+0:00:06.72
3	1046	DUPONT Raphael	 FRA.2004.39181	0:07:16.45	2	0:04:32.80	2	0:02:42.55	6	0:15:22.41	3		0:29:54.21	+0:00:12.98
4	1050	AUER Julian	 AUT.2003.50821	0:07:18.43	3	0:04:35.79	4	0:02:41.92	4	0:15:29.31	4		0:30:05.45	+0:00:24.22
5	1104	JERKIC Miha	 SLO.2005.50789	0:07:19.33	4	0:04:37.08	5	0:02:41.97	5	0:15:54.08	6		0:30:32.46	+0:00:51.23
6	1063	POLOVSAK Jan		0:07:22.55	5	0:04:35.30	3	0:02:43.68	7	0:15:55.29	7		0:30:36.82	+0:00:55.59
7	1052	SILBERHORN Moritz	 GER.2003.33981	0:07:24.07	6	0:04:51.00	16	0:02:44.20	8	0:15:51.31	5		0:30:50.58	+0:01:09.35

EWS100 RESULTS

Pos	Plate	Name Team	Nat EWS number	Stage 2	Pos	Stage 3	Pos	Stage 4	Pos	Stage 5	Pos	Penalties	Time	Gap
EWS100 MEN Under 21														
8	1065	PODLIPNIK Enej	 SLO.2003.34493	0:07:27.56	11	0:04:40.10	7	0:02:40.14	2	0:16:10.46	9		0:30:58.26	+0:01:17.03
9	1074	SAYER Till	 FRA.2003.34493	0:07:25.72	7	0:04:42.13	9	0:02:44.54	9	0:16:11.63	10		0:31:04.02	+0:01:22.79
10	1054	DE SABBATA Massimo	 ITA.2004.37614	0:07:26.43	9	0:04:40.30	8	0:02:44.79	10	0:16:16.85	11		0:31:08.37	+0:01:27.14
11	1057	STORR Sam	 GBR.2004.40312	0:07:29.41	12	0:04:47.44	12	0:02:49.95	17	0:16:02.74	8		0:31:09.54	+0:01:28.31
12	1064	POLOVSAK Blaz	 SLO.2004.40312	0:07:26.38	8	0:04:44.35	11	0:02:46.38	12	0:16:33.53	14		0:31:30.64	+0:01:49.41
13	1166	WITZERMAN Lee	 AUS.2003.35357	0:07:35.63	13	0:04:44.19	10	0:02:47.88	15	0:16:27.06	12		0:31:34.76	+0:01:53.53
14	1044	HOLSTEIN Vidar	 SWE.2002.39230	0:07:55.15	19	0:04:57.24	21	0:02:55.07	22	0:16:31.72	13		0:32:19.18	+0:02:37.95
15	1051	HAILER Cosma	 GER.2004.36934	0:07:47.85	17	0:04:49.28	14	0:02:46.23	11	0:17:05.25	16		0:32:28.61	+0:02:47.38
16	1059	ENGELMANN Jan	 GER.2004.36934	0:07:50.27	18	0:04:55.37	19	0:02:51.57	19	0:16:57.73	15		0:32:34.94	+0:02:53.71
17	1047	WENDLING Gautier	 FRA.2003.28313	0:07:45.62	16	0:04:50.85	15	0:02:47.87	13	0:17:14.97	17		0:32:39.31	+0:02:58.08
18	1060	DOYCHEV Velin	 BUL.2003.28313	0:08:09.07	22	0:04:48.10	13	0:02:47.87	13	0:17:15.65	18		0:33:00.69	+0:03:19.46
19	1151	CIBIK David	 SLO.2003.28313	0:08:07.90	21	0:04:56.07	20	0:02:54.18	21	0:17:21.72	19		0:33:19.87	+0:03:38.64












EWS100 RESULTS

Pos	Plate	Name Team	Nat EWS number	Stage 2	Pos	Stage 3	Pos	Stage 4	Pos	Stage 5	Pos	Penalties	Time	Gap
EWS100 MEN Under 21														
20	1035	MEYER Moritz		0:08:09.13	23	0:05:03.57	24	0:02:55.33	23	0:19:17.72	20		0:35:25.75	+0:05:44.52
21	1055	RIGELNIK Marvin		0:08:24.21	24	0:05:12.48	26	0:02:59.60	24	0:20:04.17	23		0:36:40.46	+0:06:59.23
22	1056	VIDALI Luca	 ITA.2003.38174	0:08:25.10	25	0:05:24.56	27	0:03:04.75	26	0:19:52.10	21		0:36:46.51	+0:07:05.28
23	1066	GRIESER Simon		0:08:26.31	26	0:05:08.55	25	0:03:11.02	27	0:20:03.45	22		0:36:49.33	+0:07:08.10
24	1202	GEISINGER Felix	 GER.2003.36652	0:09:01.55	27	0:05:00.61	23	0:03:00.60	25	0:20:42.53	24		0:37:45.29	+0:08:04.06
25	1058	O'MALLEY Daniel	 AUS.2002.40480	0:09:17.85	28	0:05:47.43	28	0:03:13.45	28	0:23:09.15	25		0:41:27.88	+0:11:46.65
26	1061	SCHIMMER Felix	 GER.2004.40334	0:07:44.72	15	0:04:54.55	18	0:02:50.03	18	0:49:50.93	26		1:05:20.23	+0:35:39.00
DNF	1053	GANSLER Ben	 GER.2003.40553	0:07:38.52	14	0:04:53.23	17	0:02:49.50	16					
DNF	1042	RENLUND Isak	 SWE.2002.50738	0:08:00.80	20	0:04:59.10	22	0:02:51.62	20					
DNS	1048	VLASKOVAC Ben	 GER.2003.35875											




EWS100 | WOMEN

1	1189	HOLLAND Cornelia		<u>0:07:58.07</u>	1	<u>0:04:56.09</u>	1	<u>0:02:53.70</u>	1	<u>0:17:58.61</u>	1		0:33:46.47	
---	------	------------------	--	-------------------	---	-------------------	---	-------------------	---	-------------------	---	--	-------------------	--

EWS100 RESULTS

Pos	Plate	Name Team	Nat EWS number	Stage 2	Pos	Stage 3	Pos	Stage 4	Pos	Stage 5	Pos	Penalties	Time	Gap
EWS100 WOMEN														
2	1088	ARNDT Lena	 GER.1988.33220	0:08:32.67	3	0:05:03.83	2	0:02:58.57	2	0:18:14.97	2		0:34:50.04	+0:01:03.57
3	1192	BRAUMANN Birgit	 AUT.1973.22833	0:08:32.17	2	0:05:23.00	4	0:03:07.35	5	0:18:26.50	3		0:35:29.02	+0:01:42.55
4	1087	ZEITSCHER Laura	 GER.1991.24864	0:08:33.00	4	0:05:25.08	6	0:03:08.84	6	0:19:15.02	5		0:36:21.94	+0:02:35.47
5	1193	GAMSJAGER Sarah	 AUT.1994.23421	0:08:56.10	7	0:05:24.95	5	0:03:02.21	3	0:18:58.93	4		0:36:22.19	+0:02:35.72
6	1184	REDECKER Cherie	 RSA.1997.27851	0:08:51.81	6	0:05:34.25	7	0:03:10.85	7	0:19:54.12	6		0:37:31.03	+0:03:44.56
7	1195	MASIP IBANEZ Ares	 ESP.1995.36074	0:09:17.14	8	0:05:47.08	11	0:03:18.90	9	0:20:41.08	7		0:39:04.20	+0:05:17.73
8	1181	POCZWARDOWSKA Karolina	 POL.1991.40616	0:09:24.85	9	0:05:36.38	8	0:03:22.92	12	0:22:07.32	8		0:40:31.47	+0:06:45.00
9	1190	HASSFELD Marleen	 GER.2003.38773	0:09:31.57	11	0:05:38.88	9	0:03:20.59	10	0:22:50.10	9		0:41:21.14	+0:07:34.67
10	1191	KLOS Katharina		0:09:31.28	10	0:05:41.47	10	0:03:16.90	8	0:23:10.68	11		0:41:40.33	+0:07:53.86
11	1196	DLOPST Ina		0:10:43.97	13	0:06:15.55	13	0:03:55.33	15	0:22:57.23	10		0:43:52.08	+0:10:05.61
12	1185	GWYNNE-EVANS Jessica May	 RSA.1997.27851	0:11:12.12	15	0:06:27.77	14	0:03:51.87	14	0:26:12.43	12		0:47:44.19	+0:13:57.72

EWS100 RESULTS

Pos	Plate	Name Team	Nat EWS number	Stage 2	Pos	Stage 3	Pos	Stage 4	Pos	Stage 5	Pos	Penalties	Time	Gap	
EWS100 WOMEN															
13	1197	LEISTER Tatjana		0:11:06.08	14	0:06:36.64	15	0:03:31.60	13	0:31:04.86	13		0:52:19.18	+0:18:32.71	
14	1188	RUDOLPH Franca WeRide Racing Team	 SUI.2001.36949	0:09:39.40	12	0:05:55.75	12	0:03:21.18	11	0:33:43.35	14		0:52:39.68	+0:18:53.21	
15	1187	MITTERBAUER Lisa		0:08:36.23	5	0:05:21.05	3	0:03:05.78	4	0:36:35.21	15		0:53:38.27	+0:19:51.80	

EWS100 RESULTS

Penalties details

Plate	Name	Penalty	Description	Location
1178	ALKHAYARI Faham	00:03:00	Wheel change	

Statistics

Entries / Nations	Finished	DNF	DSQ	DNS	Weather	Temperature	Distance	Elevation
178 / 27	162	9	0	7	Sunny	23 °C		

DNF: did not finish · DNS: did not start · DSQ: disqualified