














## RESULTS OVERALL












Pos	Plate	Name Team	Nat EWS number	Stage 1PRO Stage 5Q	Pos Pos	Stage 2 Stage 6	Pos Pos	Stage 3	Pos	Stage 4	Pos	Penalties	Time	Gap
<b>MEN</b>														
1	2	<b>RUDE JR Richard</b> Yeti / Fox Factory Team	 USA.1995.21739	0:06:06.26 0:08:39.63	3 1	0:06:03.23 0:05:54.79	2 1	0:02:55.07	4	0:02:28.25	5		<b>0:32:07.23</b>	
2	1	<b>MOIR Jack</b> Canyon Collective	 AUS.1994.33430	0:06:04.48 0:08:44.63	1 2	0:06:03.10 0:06:00.60	1 2	0:02:52.38	1	0:02:26.95	1		<b>0:32:12.14</b>	+0:00:04.91
3	3	<b>MELAMED Jesse</b> Rocky Mountain Race Face	 CAN.1992.21596	0:06:05.46 0:08:48.51	2 3	0:06:07.96 0:06:06.73	4 6	0:02:54.42	2	0:02:27.54	2		<b>0:32:30.62</b>	+0:00:23.39
4	10	<b>WALKER Matthew</b> Pivot Factory Racing	 NZL.1990.21846	0:06:12.61 0:08:49.11	4 4	0:06:12.53 0:06:03.87	10 4	0:02:56.48	5	0:02:30.30	10		<b>0:32:44.90</b>	+0:00:37.67
5	13	<b>MAES Martin</b> Orbea FOX Enduro Team	 BEL.1997.21636	0:06:18.85 0:08:52.60	10 5	0:06:07.00 0:06:03.65	3 3	0:02:58.21	7	0:02:28.07	3		<b>0:32:48.38</b>	+0:00:41.15
6	24	<b>GAUVIN Remi</b> Rocky Mountain Race Face	 CAN.1992.21624	0:06:19.95 0:08:55.25	12 7	0:06:13.28 0:06:09.46	12 9	0:02:54.67	3	0:02:29.95	7		<b>0:33:02.56</b>	+0:00:55.33
7	21	<b>MASTERS Edward</b> Pivot Factory Racing	 NZL.1989.22590	0:06:13.83 0:09:00.97	5 16	0:06:11.70 0:06:07.74	8 8	0:02:59.30	12	0:02:29.35	6		<b>0:33:02.89</b>	+0:00:55.66
8	22	<b>LUCAS Cole</b> Ibis Enduro Team	 NZL.1998.23013	0:06:18.54 0:08:57.52	9 10	0:06:08.70 0:06:15.97	5 25	0:02:57.70	6	0:02:28.08	4		<b>0:33:06.51</b>	+0:00:59.28
9	26	<b>MENZIES Jack</b>	 CAN.2001.22519	0:06:15.92 0:08:55.52	7 8	0:06:10.33 0:06:19.18	6 32	0:03:00.88	20	0:02:30.20	8		<b>0:33:12.03</b>	+0:01:04.80
10	31	<b>RUDEAU Alex</b> Commencal Enduro Project	 FRA.1996.25071	0:06:26.75 0:08:56.22	26 9	0:06:15.22 0:06:06.88	15 7	0:03:00.06	13	0:02:30.43	11		<b>0:33:15.56</b>	+0:01:08.33
11	32	<b>LARBEOU Guillaume</b> Commencal Enduro Project	 FRA.1994.25575	0:06:20.93 0:09:00.48	14 13	0:06:13.85 0:06:11.73	14 12	0:02:59.06	11	0:02:31.02	16		<b>0:33:17.07</b>	+0:01:09.84

## RESULTS OVERALL












Pos	Plate	Name Team	Nat EWS number	Stage 1PRO Stage 5Q	Pos Pos	Stage 2 Stage 6	Pos Pos	Stage 3	Pos	Stage 4	Pos	Penalties	Time	Gap
<b>MEN</b>														
12	25	<b>CALLAGHAN Gregory</b> Devinci Global Racing	 IRL.1991.21827	0:06:20.61 0:09:04.00	13 21	0:06:12.56 0:06:11.97	11 13	0:02:58.40	8	0:02:31.16	17		<b>0:33:18.70</b>	+0:01:11.47
13	16	<b>MURRAY Charles</b> Specialized Racing	 NZL.1996.22752	0:06:19.59 0:09:02.64	11 18	0:06:10.75 0:06:12.77	7 16	0:03:00.33	15	0:02:33.72	40		<b>0:33:19.80</b>	+0:01:12.57
14	28	<b>JEANDEL Louis</b> Commencal Enduro Project	 FRA.1998.22140	0:06:29.68 0:08:55.20	33 6	0:06:11.82 0:06:13.72	9 19	0:03:00.45	16	0:02:32.52	25		<b>0:33:23.39</b>	+0:01:16.16
15	23	<b>VERNER Rhys</b> Forbidden Synthesis	 CAN.1997.22407	0:06:18.52 0:09:00.79	8 15	0:06:19.05 0:06:11.17	18 11	0:03:05.38	42	0:02:32.18	21		<b>0:33:27.09</b>	+0:01:19.86
16	14	<b>DENIAUD Youn</b> Giant Factory Off-Road	 FRA.1996.22994	0:06:22.00 0:09:08.45	16 28	0:06:13.72 0:06:13.76	13 20	0:03:00.57	17	0:02:30.59	13		<b>0:33:29.09</b>	+0:01:21.86
17	4	<b>MIQUEL Kevin</b> Specialized Racing	 FRA.1991.21704	0:06:25.88 0:08:57.58	22 11	0:06:22.21 0:06:12.74	26 15	0:03:01.91	26	0:02:30.93	15		<b>0:33:31.25</b>	+0:01:24.02
18	27	<b>GRAHAM Innes</b>	 GBR.1996.35188	0:06:28.38 0:09:11.15	29 33	0:06:16.90 0:06:10.49	17 10	0:02:58.94	10	0:02:32.65	28		<b>0:33:38.51</b>	+0:01:31.28
19	33	<b>TEXTOR Christian</b> Team BULLS	 GER.1990.22845	0:06:25.46 0:09:02.82	21 19	0:06:20.59 0:06:17.51	21 30	0:03:00.68	18	0:02:31.65	19		<b>0:33:38.71</b>	+0:01:31.48
20	6	<b>TORDO Dimitri</b> Canyon Collective	 FRA.1993.21764	0:06:26.07 0:09:04.29	23 23	0:06:26.67 0:06:12.05	45 14	0:03:02.49	30	0:02:30.45	12		<b>0:33:42.02</b>	+0:01:34.79
21	29	<b>VEZINA Mckay</b> Giant Factory Off-Road	 CAN.1995.21632	0:06:34.87 0:09:13.73	52 38	0:06:16.73 0:06:15.06	16 23	0:02:58.40	8	0:02:30.63	14		<b>0:33:49.42</b>	+0:01:42.19
22	53	<b>SECONDI Nathan</b> Fulgur Factory Team Valdinievole	 FRA.1999.22133	0:06:20.93 0:09:10.75	14 32	0:06:22.73 0:06:21.04	28 39	0:03:01.12	22	0:02:33.16	34		<b>0:33:49.73</b>	+0:01:42.50



## RESULTS OVERALL








Pos	Plate	Name Team	Nat EWS number	Stage 1PRO Stage 5Q	Pos Pos	Stage 2 Stage 6	Pos Pos	Stage 3	Pos	Stage 4	Pos	Penalties	Time	Gap
<b>MEN</b>														
23	75	<b>NESTOROFF Nikolas</b>	 USA.1999.36915	0:06:28.79 0:09:10.55	30 31	0:06:23.15 0:06:13.45	33 17	0:03:01.52	24	0:02:32.46	24		<b>0:33:49.92</b>	+0:01:42.69
24	76	<b>PETERSON Colton</b>	 USA.1999.30493	0:06:24.41 0:09:04.20	19 22	0:06:26.29 0:06:16.42	41 26	0:03:06.60	54	0:02:32.56	26		<b>0:33:50.48</b>	+0:01:43.25
25	34	<b>STUTTARD Mathew</b> Polygon Factory Racing	 GBR.1993.21661	0:06:25.00 0:09:13.52	20 37	0:06:21.83 0:06:17.11	24 28	0:03:01.39	23	0:02:35.14	52		<b>0:33:53.99</b>	+0:01:46.76
26	48	<b>KRASNY Carter</b>	 CAN.1999.22027	0:06:40.64 0:09:03.70	65 20	0:06:20.29 0:06:16.92	19 27	0:03:03.43	35	0:02:32.44	23		<b>0:33:57.42</b>	+0:01:50.19
27	30	<b>PERSAK Vid</b> Orbea FOX Enduro Team	 SLO.1996.22810	0:06:33.09 0:09:07.23	44 24	0:06:22.95 0:06:19.26	32 34	0:03:01.80	25	0:02:33.22	35		<b>0:33:57.55</b>	+0:01:50.32
28	35	<b>WALL Evan</b> Devinci Global Racing	 CAN.1999.23531	0:06:32.19 0:09:08.33	42 26	0:06:25.27 0:06:14.39	37 22	0:03:04.05	39	0:02:33.48	38		<b>0:33:57.71</b>	+0:01:50.48
29	61	<b>MORGAN Myles</b>	 USA.2001.24399	0:06:26.33 0:09:07.78	24 25	0:06:25.02 0:06:14.17	36 21	0:03:06.32	48	0:02:38.16	74		<b>0:33:57.78</b>	+0:01:50.55
30	50	<b>GARAY TAMAYO Iago</b> Santa Cruz X SRAM	 ESP.1991.21707	0:06:26.66 0:09:09.68	25 29	0:06:25.45 0:06:23.31	39 45	0:03:02.07	27	0:02:33.13	33		<b>0:34:00.30</b>	+0:01:53.07
31	51	<b>STONE Brady</b> Polygon Factory Racing	 NZL.2000.23119	0:06:23.56 0:09:14.15	17 40	0:06:30.93 0:06:15.10	56 24	0:03:07.00	58	0:02:32.15	20		<b>0:34:02.89</b>	+0:01:55.66
32	92	<b>SMITH Jimmy</b>	 USA.1994.22251	0:06:27.82 0:09:11.44	28 34	0:06:25.33 0:06:17.38	38 29	0:03:06.42	50	0:02:34.64	48		<b>0:34:03.03</b>	+0:01:55.80
33	11	<b>LUKASIK Slawomir</b> Canyon CLLTV Dainese	 POL.1993.24876	0:06:15.54 0:08:59.55	6 12	0:07:11.21 0:06:06.65	117 5	0:03:00.22	14	0:02:30.29	9		<b>0:34:03.46</b>	+0:01:56.23

## RESULTS OVERALL

Pos	Plate	Name Team	Nat EWS number	Stage 1PRO Stage 5Q	Pos Pos	Stage 2 Stage 6	Pos Pos	Stage 3	Pos	Stage 4	Pos	Penalties	Time	Gap
<b>MEN</b>														
34	47	<b>KANGAS Oliwer</b>	 SWE.1992.33903	0:06:23.85 0:09:10.22	18 30	0:06:21.29 0:06:32.58	22 67	0:03:02.94	34	0:02:32.90	30		<b>0:34:03.78</b>	+0:01:56.55
35	90	<b>SEDLAK Max</b>	 USA.2000.22259	0:06:27.23 0:09:08.38	27 27	0:06:31.17 0:06:32.87	57 68	0:03:03.49	36	0:02:32.71	29		<b>0:34:15.85</b>	+0:02:08.62
36	138	<b>MCLEOD Nick</b>	 CAN.1993.24889	0:06:34.72 0:09:17.28	50 44	0:06:21.60 0:06:22.80	23 41	0:03:08.18	67	0:02:34.20	45		<b>0:34:18.78</b>	+0:02:11.55
37	82	<b>SELF Daniel</b>	 NZL.1998.21834	0:06:33.81 0:09:13.23	47 36	0:06:20.30 0:06:29.21	20 60	0:03:06.60	54	0:02:36.78	62		<b>0:34:19.93</b>	+0:02:12.70
38	60	<b>GALY Theo</b> Sunn French Connexion By Alpe D'Huez	 FRA.1990.21691	0:06:29.24 0:09:26.72	31 67	0:06:26.89 0:06:24.25	46 46	0:03:01.05	21	0:02:32.25	22		<b>0:34:20.40</b>	+0:02:13.17
39	104	<b>OSTROSKI Peter</b>	 USA.1989.21717	0:06:29.72 0:09:14.10	34 39	0:06:26.28 0:06:27.12	40 57	0:03:07.77	65	0:02:36.07	56		<b>0:34:21.06</b>	+0:02:13.83
40	89	<b>BEAUPRE Max</b>	 USA.2000.24581	0:06:29.94 0:09:20.47	35 49	0:06:27.24 0:06:25.85	48 51	0:03:06.07	46	0:02:33.00	32		<b>0:34:22.57</b>	+0:02:15.34
41	46	<b>CAMOIN Francescu</b> Specialized Racing	 FRA.2001.23545	0:06:30.50 0:09:24.85	36 63	0:06:27.13 0:06:22.90	47 42	0:03:03.88	37	0:02:33.37	36		<b>0:34:22.63</b>	+0:02:15.40
42	109	<b>ALLAIRE Isaac</b>	 USA.1995.26395	0:06:37.99 0:09:16.45	61 42	0:06:24.37 0:06:29.15	35 59	0:03:02.15	28	0:02:32.91	31		<b>0:34:23.02</b>	+0:02:15.79
43	74	<b>KING Riley</b>	 AUS.2001.23512	0:06:40.42 0:09:12.95	63 35	0:06:26.44 0:06:21.70	42 40	0:03:06.53	52	0:02:35.56	53		<b>0:34:23.60</b>	+0:02:16.37
44	105	<b>MCANDREW Alex</b>	 USA.1990.22928	0:06:36.75 0:09:19.44	58 47	0:06:22.75 0:06:26.24	30 53	0:03:06.27	47	0:02:33.42	37		<b>0:34:24.87</b>	+0:02:17.64



## RESULTS OVERALL

Pos	Plate	Name Team	Nat EWS number	Stage 1PRO Stage 5Q	Pos Pos	Stage 2 Stage 6	Pos Pos	Stage 3	Pos	Stage 4	Pos	Penalties	Time	Gap
<b>MEN</b>														
45	15	<b>HEAP Elliott</b> Nukeproof SRAM Factory Racing	 GBR.1998.21783	0:06:31.34 0:09:30.13	39 74	0:06:29.83 0:06:20.63	52 38	0:03:00.68	18	0:02:34.03	44		<b>0:34:26.64</b>	+0:02:19.41
46	5	<b>BORGES Jose</b> Canyon Collective	 POR.1990.21669	0:07:17.39 0:09:01.45	107 17	0:06:22.73 0:06:17.89	28 31	0:03:02.63	31	0:02:31.50	18		<b>0:34:33.59</b>	+0:02:26.36
47	59	<b>MENJOU Irene</b> Sunn French Connexion By Alpe D'Huez	 FRA.1995.22122	0:06:33.67 0:09:20.88	46 50	0:06:31.88 0:06:22.91	60 43	0:03:07.69	63	0:02:37.15	66		<b>0:34:34.18</b>	+0:02:26.95
48	57	<b>BURNS CONTRERAS Pedro</b> Trek Factory Racing	 CHI.1997.21729	0:06:35.65 0:09:16.31	54 41	0:06:39.89 0:06:24.50	84 47	0:03:07.75	64	0:02:33.98	43		<b>0:34:38.08</b>	+0:02:30.85
49	72	<b>FRANCK Gilles</b>	 BEL.2000.22291	0:06:33.30 0:09:24.78	45 61	0:06:28.77 0:06:24.72	51 48	0:03:09.00	72	0:02:39.71	84		<b>0:34:40.28</b>	+0:02:33.05
50	106	<b>MORSE Adam</b>	 USA.1985.22980	0:06:36.21 0:09:21.48	55 52	0:06:28.28 0:06:36.90	50 78	0:03:04.07	40	0:02:34.50	47		<b>0:34:41.44</b>	+0:02:34.21
51	54	<b>CONNELL Joseph</b> Orange Factory Racing	 GBR.1994.21745	0:06:33.86 0:09:22.88	48 54	0:06:37.96 0:06:25.98	78 52	0:03:05.42	43	0:02:36.30	58		<b>0:34:42.40</b>	+0:02:35.17
52	78	<b>MACARTHUR Glenn</b>	 FRA.2000.22879	0:06:35.39 0:09:16.83	53 43	0:06:22.81 0:06:46.81	31 91	0:03:06.32	48	0:02:36.15	57		<b>0:34:44.31</b>	+0:02:37.08
53	63	<b>HEINIGER Nils</b>	 NZL.1999.25218	0:06:36.62 0:09:18.25	57 45	0:06:30.25 0:06:26.43	53 54	0:03:12.15	90	0:02:40.81	90		<b>0:34:44.51</b>	+0:02:37.28
54	58	<b>BLAHA Vojtech</b>	 CZE.1999.22684	0:06:42.36 0:09:23.49	73 58	0:06:23.40 0:06:39.03	34 82	0:03:02.90	33	0:02:33.90	42		<b>0:34:45.08</b>	+0:02:37.85
55	91	<b>WEBER Basil</b>	 SUI.1992.35964	0:06:34.82 0:09:33.61	51 80	0:06:35.80 0:06:23.24	68 44	0:03:04.03	38	0:02:34.69	49		<b>0:34:46.19</b>	+0:02:38.96












## RESULTS OVERALL

Pos	Plate	Name Team	Nat EWS number	Stage 1PRO Stage 5Q	Pos Pos	Stage 2 Stage 6	Pos Pos	Stage 3	Pos	Stage 4	Pos	Penalties	Time	Gap
<b>MEN</b>														
56	85	<b>STERCKX Nathan</b> RST Enduro Team	CAN.2001.22631	0:06:29.59 0:09:30.06	32 73	0:06:36.83 0:06:28.75	74 58	0:03:05.65	44	0:02:36.40	60		<b>0:34:47.28</b>	+0:02:40.05
57	55	<b>BLAIR Lachlan</b> Orange Factory Racing	GBR.1995.21426	0:06:31.82 0:09:28.59	40 70	0:06:36.62 0:06:26.81	73 56	0:03:09.78	75	0:02:35.56	53		<b>0:34:49.18</b>	+0:02:41.95
58	86	<b>MCCUTCHEON Trevor</b>	USA.1999.31137	0:06:40.90 0:09:19.85	66 48	0:06:22.17 0:06:40.03	25 83	0:03:11.44	82	0:02:35.10	50		<b>0:34:49.49</b>	+0:02:42.26
59	94	<b>LESLIE Shane</b>	USA.1996.22174	0:06:41.31 0:09:23.00	67 55	0:06:27.37 0:06:33.71	49 70	0:03:08.85	69	0:02:38.50	76		<b>0:34:52.74</b>	+0:02:45.51
60	52	<b>HILL Samuel</b> Nukeproof SRAM Factory Racing	AUS.1985.21775	0:06:33.03 0:09:21.63	43 53	0:06:34.80 0:06:20.25	65 36	0:03:02.44	29	0:03:00.81	117		<b>0:34:52.96</b>	+0:02:45.73
61	67	<b>HARRIS Bradley</b> Theory Racing p/b ProBikeKit	NZL.2001.27637	0:06:37.94 0:09:23.20	60 56	0:06:33.55 0:06:31.95	62 63	0:03:08.27	68	0:02:38.58	78		<b>0:34:53.49</b>	+0:02:46.26
62	103	<b>ROSSI Saben</b>	USA.1985.23371	0:06:40.63 0:09:19.05	64 46	0:06:37.27 0:06:31.93	77 62	0:03:09.75	74	0:02:36.60	61		<b>0:34:55.23</b>	+0:02:48.00
63	121	<b>TRAINER Myles</b>	USA.1992.22401	0:06:41.65 0:09:27.83	68 69	0:06:30.42 0:06:35.32	54 75	0:03:04.48	41	0:02:38.60	79		<b>0:34:58.30</b>	+0:02:51.07
64	93	<b>WOLFE Daniel</b> Polygon Factory Racing	IRL.1988.22250	0:06:42.21 0:09:23.42	72 57	0:06:39.65 0:06:34.17	83 71	0:03:07.03	60	0:02:37.85	71		<b>0:35:04.33</b>	+0:02:57.10
65	127	<b>BURKE Felix</b>	CAN.1996.31858	0:06:41.81 0:09:28.82	69 71	0:06:26.45 0:06:40.56	43 85	0:03:08.88	70	0:02:37.82	70		<b>0:35:04.34</b>	+0:02:57.11
66	49	<b>STORR Alex</b> Forbidden Synthesis	GBR.2001.31009	0:06:32.16 0:09:53.61	41 96	0:06:36.17 0:06:19.78	70 35	0:03:06.00	45	0:02:36.96	63		<b>0:35:04.68</b>	+0:02:57.45














## RESULTS OVERALL

Pos	Plate	Name Team	Nat EWS number	Stage 1PRO Stage 5Q	Pos Pos	Stage 2 Stage 6	Pos Pos	Stage 3	Pos	Stage 4	Pos	Penalties	Time	Gap
<b>MEN</b>														
67	87	<b>REECE Quinn</b> Yeti / Fox Factory Team	 USA.2000.23029	0:06:48.45 0:09:24.28	78 60	0:06:33.79 0:06:31.51	63 61	0:03:09.90	76	0:02:37.35	68		<b>0:35:05.28</b>	+0:02:58.05
68	8	<b>DAILLY Adrien</b> Lapierre Zipp Collective	 FRA.1996.21677	0:07:45.23 0:09:00.52	116 14	0:06:30.79 0:06:13.56	55 18	0:03:02.68	32	0:02:32.60	27		<b>0:35:05.38</b>	+0:02:58.15
69	88	<b>RICHARDSON John</b>	 NZL.1999.22929	0:06:34.33 0:10:07.98	49 107	0:06:22.60 0:06:20.57	27 37	0:03:06.85	56	0:02:34.20	45		<b>0:35:06.53</b>	+0:02:59.30
70	71	<b>PFEIL Max</b>	 GER.1998.27442	0:06:43.23 0:09:27.12	74 68	0:06:35.35 0:06:36.55	66 77	0:03:10.33	78	0:02:37.97	72		<b>0:35:10.55</b>	+0:03:03.32
71	70	<b>CAVAYE Andrew</b>	 AUS.1996.24678	0:06:53.27 0:09:23.65	88 59	0:06:31.35 0:06:38.42	58 80	0:03:07.00	58	0:02:37.31	67		<b>0:35:11.00</b>	+0:03:03.77
72	108	<b>VAUGHAN Gavin</b>	 USA.1986.22711	0:06:42.10 0:09:29.80	70 72	0:06:42.83 0:06:34.33	89 72	0:03:06.85	56	0:02:36.38	59		<b>0:35:12.29</b>	+0:03:05.06
73	143	<b>MADER Cameron</b>	 USA.2001.40291	0:06:38.91 0:09:26.31	62 66	0:06:42.50 0:06:32.20	88 65	0:03:11.99	87	0:02:41.40	93		<b>0:35:13.31</b>	+0:03:06.08
74	84	<b>KELLEY Cody</b>	 USA.1994.21757	0:06:50.27 0:09:25.88	83 65	0:06:26.54 0:06:50.23	44 95	0:03:06.53	52	0:02:35.10	50		<b>0:35:14.55</b>	+0:03:07.32
75	66	<b>BOX Archie</b>	 GBR.1998.23201	0:06:37.80 0:09:21.15	59 51	0:06:50.80 0:06:36.16	100 76	0:03:12.03	88	0:02:39.58	82		<b>0:35:17.52</b>	+0:03:10.29
76	140	<b>DRISCOLL Matthew</b>	 USA.2001.31598	0:06:44.76 0:09:30.55	75 75	0:06:51.95 0:06:26.80	104 55	0:03:07.12	61	0:02:37.13	65		<b>0:35:18.31</b>	+0:03:11.08
77	56	<b>WARNET Manu</b>	 NED.2001.26267	0:06:36.43 0:09:47.93	56 90	0:06:57.00 0:06:19.25	107 33	0:03:06.45	51	0:02:33.73	41		<b>0:35:20.79</b>	+0:03:13.56














## RESULTS OVERALL

Pos	Plate	Name Team	Nat EWS number	Stage 1PRO Stage 5Q	Pos Pos	Stage 2 Stage 6	Pos Pos	Stage 3	Pos	Stage 4	Pos	Penalties	Time	Gap
<b>MEN</b>														
78	129	<b>KARALUS Ben</b>	 NZL.1998.32702	0:06:45.34 0:09:40.34	76 86	0:06:38.38 0:06:25.80	80 50	0:03:10.23	77	0:02:41.58	95		<b>0:35:21.67</b>	+0:03:14.44
79	118	<b>CLAYPOOL Travis</b>	 USA.2000.22940	0:06:55.53 0:09:25.25	92 64	0:06:35.97 0:06:35.05	69 74	0:03:11.80	86	0:02:38.52	77		<b>0:35:22.12</b>	+0:03:14.89
80	68	<b>CARROLL Gavin</b>	 IRL.1993.35848	0:06:49.96 0:09:31.99	82 78	0:06:37.17 0:06:33.50	76 69	0:03:13.10	92	0:02:37.37	69		<b>0:35:23.09</b>	+0:03:15.86
81	79	<b>JENSEN Henrik</b>	 GBR.1998.25933	0:06:52.21 0:09:30.70	87 76	0:06:38.25 0:06:38.88	79 81	0:03:11.45	83	0:02:38.44	75		<b>0:35:29.93</b>	+0:03:22.70
82	117	<b>ROBERT Keith</b>	 USA.1990.31227	0:06:50.29 0:09:34.00	84 81	0:06:48.03 0:06:32.08	97 64	0:03:10.92	80	0:02:39.06	80		<b>0:35:34.38</b>	+0:03:27.15
83	97	<b>KAHN David</b>	 USA.2000.23224	0:06:49.13 0:09:37.63	80 83	0:06:42.06 0:06:34.79	87 73	0:03:11.48	84	0:02:39.60	83		<b>0:35:34.69</b>	+0:03:27.46
84	113	<b>SKIDMORE Sam</b>	 USA.1994.34216	0:06:55.40 0:09:30.81	91 77	0:06:33.79 0:06:38.05	63 79	0:03:13.95	95	0:02:43.75	101		<b>0:35:35.75</b>	+0:03:28.52
85	133	<b>MOONEY Scott</b>	 USA.1998.32465	0:06:30.95 0:09:33.14	38 79	0:06:57.88 0:06:32.49	109 66	0:03:29.37	114	0:02:42.03	96		<b>0:35:45.86</b>	+0:03:38.63
86	95	<b>CSEH Jesse</b>	 NZL.1998.24905	0:06:49.50 0:09:38.24	81 84	0:06:36.92 0:06:40.43	75 84	0:03:12.08	89	0:02:49.23	113		<b>0:35:46.40</b>	+0:03:39.17
87	114	<b>SEBAS Matt</b>	 USA.1989.21617	0:06:55.71 0:09:34.99	94 82	0:06:31.65 0:06:55.99	59 101	0:03:10.83	79	0:02:40.04	86		<b>0:35:49.21</b>	+0:03:41.98
88	98	<b>COUTURE Charles</b>	 CAN.1999.29610	0:06:51.63 0:09:41.53	86 87	0:06:38.77 0:06:45.73	81 88	0:03:13.12	93	0:02:40.71	88		<b>0:35:51.49</b>	+0:03:44.26





## RESULTS OVERALL

Pos	Plate	Name Team	Nat EWS number	Stage 1PRO Stage 5Q	Pos Pos	Stage 2 Stage 6	Pos Pos	Stage 3	Pos	Stage 4	Pos	Penalties	Time	Gap
<b>MEN</b>														
89	77	<b>WILSON Thomas</b> Orange Factory Racing	 GBR.2000.22553	0:06:46.27 0:09:45.32	77 88	0:06:47.45 0:06:44.63	94 87	0:03:12.60	91	0:02:39.50	81		<b>0:35:55.77</b>	+0:03:48.54
90	122	<b>FLANIGAN Ethan</b>	 USA.1992.24431	0:06:55.69 0:09:45.93	93 89	0:06:36.50 0:06:51.52	72 98	0:03:16.78	102	0:02:41.26	92		<b>0:36:07.68</b>	+0:04:00.45
91	116	<b>DESPRES MORIN Benjamin</b>	 CAN.1995.39474	0:07:01.20 0:09:52.45	97 93	0:06:44.68 0:06:48.09	91 93	0:03:09.07	73	0:02:37.97	72		<b>0:36:13.46</b>	+0:04:06.23
92	65	<b>JANSER Robin</b> Swiss Enduro Team by Giant	 SUI.2000.25837	0:07:13.79 0:09:56.93	106 98	0:06:35.70 0:06:46.97	67 92	0:03:07.57	62	0:02:36.05	55		<b>0:36:17.01</b>	+0:04:09.78
93	111	<b>NICHOLSON Titus</b>	 USA.2000.35168	0:06:50.30 0:09:58.32	85 101	0:07:01.20 0:06:45.88	112 89	0:03:14.40	96	0:02:43.48	100		<b>0:36:33.58</b>	+0:04:26.35
94	101	<b>LEONHARDT Konstantin</b>	 GER.1996.35481	0:07:02.12 0:09:58.50	98 102	0:06:47.29 0:06:50.87	93 96	0:03:15.77	100	0:02:42.06	97		<b>0:36:36.61</b>	+0:04:29.38
95	137	<b>DEAN Kasper</b>	 USA.1996.53614	0:07:02.74 0:09:59.34	99 103	0:06:55.32 0:06:46.13	106 90	0:03:13.75	94	0:02:40.00	85		<b>0:36:37.28</b>	+0:04:30.05
96	110	<b>CONTE Dylan</b>	 USA.1993.22360	0:06:59.26 0:09:59.50	95 104	0:06:51.87 0:06:55.18	103 100	0:03:14.85	97	0:02:42.78	98		<b>0:36:43.44</b>	+0:04:36.21
97	119	<b>ALIX Dakota</b>	 USA.1994.39368	0:07:06.69 0:09:56.28	102 97	0:06:51.35 0:06:49.65	102 94	0:03:16.87	103	0:02:43.90	103		<b>0:36:44.74</b>	+0:04:37.51
98	102	<b>BARICH Leopold</b> RDN Racing	 GER.1998.22342	0:07:09.89 0:09:53.00	104 94	0:06:51.22 0:06:54.13	101 99	0:03:17.13	104	0:02:44.25	104		<b>0:36:49.62</b>	+0:04:42.39
99	99	<b>FREDERICKSEN GARCIA Tomas</b>	 CHI.2001.25553	0:07:02.93 0:09:53.57	100 95	0:06:50.33 0:07:00.50	99 102	0:03:18.95	107	0:02:43.83	102		<b>0:36:50.11</b>	+0:04:42.88



## RESULTS OVERALL

Pos	Plate	Name Team	Nat EWS number	Stage 1PRO Stage 5Q	Pos Pos	Stage 2 Stage 6	Pos Pos	Stage 3	Pos	Stage 4	Pos	Penalties	Time	Gap
<b>MEN</b>														
100	120	CHAPDELAINE Simon	CAN.1995.34674	0:07:26.23 0:09:58.00	112 100	0:06:43.85 0:06:51.33	90 97	0:03:20.11	109	0:02:40.95	91		<b>0:37:00.47</b>	+0:04:53.24
101	135	DAYTON Charles	USA.1995.39585	0:07:17.43 0:09:57.03	108 99	0:06:45.95 0:07:12.84	92 111	0:03:19.67	108	0:02:44.61	106		<b>0:37:17.53</b>	+0:05:10.30
102	142	WOLOSZYN Aidan	USA.2001.33100	0:07:00.18 0:10:11.72	96 108	0:06:57.12 0:07:06.70	108 105	0:03:18.15	105	0:02:44.27	105		<b>0:37:18.14</b>	+0:05:10.91
103	128	HEDLUND Samuel	USA.1997.39517	0:07:42.03 0:09:52.10	115 92	0:06:36.37 0:07:09.89	71 108	0:03:15.67	99	0:02:46.28	109		<b>0:37:22.34</b>	+0:05:15.11
104	214	DOTSENKO Paul	USA.1987.22256	0:07:06.62 0:10:06.34	101 105	0:07:01.10 0:07:00.70	111 103	0:03:52.35	116	0:02:49.37	114		<b>0:37:56.48</b>	+0:05:49.25
105	80	HURLEY Joshua	GBR.1995.27543	0:06:53.91 0:09:38.91	89 85	0:06:41.75 0:08:57.43	86 113	0:03:11.43	81	0:02:40.75	89		<b>0:38:04.18</b>	+0:05:56.95
106	136	TREPANIER Samuel	CAN.1994.38829	0:07:18.60 0:10:52.58	109 112	0:06:47.65 0:07:03.00	95 104	0:03:18.93	106	0:02:45.87	107		<b>0:38:06.63</b>	+0:05:59.40
107	126	POIRIER Sam	USA.1994.25645	0:07:34.51 0:10:25.48	113 110	0:07:05.38 0:07:09.07	114 106	0:03:22.72	111	0:02:47.52	111		<b>0:38:24.68</b>	+0:06:17.45
108	64	FRESQUET Axel Tribe Pyrenees Gravity	FRA.1998.23081	0:10:23.23 0:09:24.78	118 61	0:06:39.60 0:06:24.83	82 49	0:03:08.92	71	0:02:33.63	39		<b>0:38:34.99</b>	+0:06:27.76
109	123	LAGASSEY Justin	USA.1991.22065	0:07:53.82 0:10:25.56	117 111	0:07:03.72 0:07:09.71	113 107	0:03:26.18	113	0:02:50.24	116		<b>0:38:49.23</b>	+0:06:42.00
110	73	TOOKE Jacob	CAN.1999.22078	0:06:48.91 0:12:07.15	79 114	0:06:47.82 0:07:20.40	96 112	0:03:11.68	85	0:02:40.45	87		<b>0:38:56.41</b>	+0:06:49.18



## RESULTS OVERALL

Pos	Plate	Name Team	Nat EWS number	Stage 1PRO Stage 5Q	Pos Pos	Stage 2 Stage 6	Pos Pos	Stage 3	Pos	Stage 4	Pos	Penalties	Time	Gap
<b>MEN</b>														
111	130	<b>FORTIN FAUBERT Maxime</b>	CAN.1990.34585	0:07:13.64 0:11:22.68	105 113	0:06:54.65 0:07:11.75	105 110	0:03:16.02	101	0:02:43.45	99	0:01:00.00	<b>0:39:42.19</b>	+0:07:34.96
112	115	<b>SEDIVY Damon</b>	USA.1999.24610	0:06:54.38 0:13:32.09	90 115	0:07:08.37 0:06:42.52	116 86	0:03:15.40	98	0:02:41.41	94		<b>0:40:14.17</b>	+0:08:06.94
113	131	<b>PETITCLERC Simon</b>	CAN.1997.39372	0:07:09.80 0:10:14.10	103 109	0:06:49.32 0:07:10.90	98 109	0:03:24.15	112	0:02:47.33	110	0:05:00.00	<b>0:42:35.60</b>	+0:10:28.37
114	83	<b>MASTERS Wyn</b> GT Factory Racing	NZL.1987.21663	0:06:30.87 0:15:30.23	37 116	0:06:33.53 0:12:25.95	61 114	0:03:07.78	66	0:02:37.10	64		<b>0:46:45.46</b>	+0:14:38.23
115	134	<b>BULLEN-ASLIN Benjamin</b>	AUS.1996.35368	0:07:23.97 0:10:07.88	111 106	0:06:58.62 0:21:22.48	110 115	0:03:32.90	115	0:02:50.08	115		<b>0:52:15.93</b>	+0:20:08.70
DNF	125	<b>HEMPERLEY Austin</b>	USA.1993.27060	0:07:35.88 0:09:49.17	114 91	0:06:41.10	85			0:02:46.23	108			
DNF	132	<b>POIRIER Josh</b>	USA.1989.25980	0:07:21.30	110	0:07:06.57	115	0:03:21.58	110	0:02:47.78	112			
DNF	7	<b>JOHANSEN Zakarias</b> Ibis Enduro Team	SWE.1992.21863	0:06:42.13	71									
DNF	20	<b>VENDEMMIA Mirco</b> Cannondale Enduro	ITA.1998.21871	0:11:12.81	119									
DNS	124	<b>BEAN Nicolas</b> Theory Racing p/b ProBikeKit	USA.1999.22730											
DNS	81	<b>GRANT Kelan</b> Nukeproof SRAM Factory Racing	IRL.1993.21773											



## RESULTS OVERALL

Pos	Plate	Name Team	Nat EWS number	Stage 1PRO Stage 5Q	Pos Pos	Stage 2 Stage 6	Pos Pos	Stage 3	Pos	Stage 4	Pos	Penalties	Time	Gap
-----	-------	--------------	-------------------	------------------------	------------	--------------------	------------	---------	-----	---------	-----	-----------	------	-----

### MEN

DNS 96 JOYE Cameron USA.1998.21721

### MEN | Master 35+

1	220	KIRSCHER Franck	FRA.1984.22930	0:06:33.37 0:09:24.39	1 1	0:06:28.90 0:06:42.16	1 3	0:03:15.07	2	0:02:38.79	1		0:35:02.68	
2	235	AMOUR Karim BH Enduro Racing Team	FRA.1975.21696	0:06:59.94 0:09:53.85	2 3	0:06:52.25 0:06:35.09	6 1	0:03:20.17	7	0:02:44.39	3		0:36:25.69	+0:01:23.01
3	231	WEIDEMANN Mads	DEN.1982.33629	0:07:07.82 0:09:53.78	4 2	0:06:52.13 0:06:41.91	5 2	0:03:16.77	3	0:02:46.50	8		0:36:38.91	+0:01:36.23
4	228	CANFIELD Christopher	USA.1977.35613	0:07:07.60 0:09:59.02	3 7	0:06:49.05 0:06:46.71	3 4	0:03:17.45	4	0:02:45.60	6		0:36:45.43	+0:01:42.75
5	215	LEDUC Charles	CAN.1987.39128	0:07:13.57 0:09:57.17	5 5	0:06:48.38 0:06:57.79	2 6	0:03:13.69	1	0:02:45.14	4		0:36:55.74	+0:01:53.06
6	229	COOPER William	USA.1987.23457	0:07:13.94 0:09:57.90	6 6	0:06:51.45 0:06:49.98	4 5	0:03:25.86	12	0:02:44.30	2		0:37:03.43	+0:02:00.75
7	234	BRODERICK Michael	USA.1973.22376	0:07:32.81 0:09:56.40	11 4	0:06:56.07 0:07:06.86	10 8	0:03:19.29	5	0:02:46.22	7		0:37:37.65	+0:02:34.97
8	224	SCHEIDING Jason	USA.1977.22966	0:07:22.54 0:10:15.63	8 10	0:06:55.37 0:07:07.41	9 9	0:03:20.12	6	0:02:45.58	5		0:37:46.65	+0:02:43.97
9	236	CARREZ Cedric Lapierre Zipp Collective	FRA.1978.23588	0:07:17.98 0:10:07.52	7 9	0:07:10.44 0:07:03.90	14 7	0:03:21.97	9	0:02:50.78	12		0:37:52.59	+0:02:49.91




## RESULTS OVERALL












Pos	Plate	Name Team	Nat EWS number	Stage 1PRO Stage 5Q	Pos Pos	Stage 2 Stage 6	Pos Pos	Stage 3	Pos	Stage 4	Pos	Penalties	Time	Gap
<b>MEN   Master 35+</b>														
10	221	LEECH Ryan	USA.1977.24433	0:07:29.22 0:10:04.37	9 8	0:06:52.38 0:07:14.86	7 11	0:03:26.11	13	0:02:51.45	14		<b>0:37:58.39</b>	+0:02:55.71
11	223	OSHURA John Shane	USA.1979.22013	0:07:32.72 0:10:43.07	10 18	0:07:02.12 0:07:11.46	12 10	0:03:22.15	11	0:02:49.02	10		<b>0:38:40.54</b>	+0:03:37.86
12	226	NABLO Brooks	USA.1983.40195	0:07:38.27 0:10:19.70	13 11	0:06:54.33 0:07:29.27	8 15	0:03:33.61	18	0:02:50.83	13		<b>0:38:46.01</b>	+0:03:43.33
13	227	BIGHAM Ryan	USA.1986.34266	0:07:33.84 0:10:40.25	12 15	0:07:03.05 0:07:21.83	13 14	0:03:22.10	10	0:02:47.85	9		<b>0:38:48.92</b>	+0:03:46.24
14	225	LAWWILL Joe	USA.1970.24749	0:07:45.04 0:10:38.75	14 14	0:07:13.59 0:07:18.88	16 13	0:03:26.98	14	0:02:50.76	11		<b>0:39:14.00</b>	+0:04:11.32
15	216	WILLIAMS Adam	USA.1983.38122	0:07:52.69 0:10:27.78	17 13	0:06:58.53 0:07:31.30	11 16	0:03:31.85	17	0:02:53.31	17		<b>0:39:15.46</b>	+0:04:12.78
16	213	GIARDINA Matthew	USA.1987.39367	0:07:47.98 0:10:42.39	15 16	0:07:11.44 0:07:40.07	15 17	0:03:30.94	16	0:02:54.94	19		<b>0:39:47.76</b>	+0:04:45.08
17	217	BISHOP Allan	USA.1981.33429	0:07:49.33 0:10:21.93	16 12	0:08:34.89 0:07:16.75	20 12	0:03:21.93	8	0:02:51.75	15		<b>0:40:16.58</b>	+0:05:13.90
18	222	TREGLIA Benedict	USA.1970.22762	0:08:11.46 0:10:42.50	19 17	0:07:22.63 0:07:51.43	18 19	0:03:30.57	15	0:02:54.83	18		<b>0:40:33.42</b>	+0:05:30.74
19	219	ALCISTO Patrick	USA.1981.38277	0:08:04.20 0:11:15.25	18 20	0:07:35.44 0:07:41.70	19 18	0:03:34.57	19	0:02:53.00	16		<b>0:41:04.16</b>	+0:06:01.48
20	218	ADOLPHSON Odin	USA.1975.22332	0:08:12.59 0:11:01.16	20 19	0:07:17.29 0:07:57.40	17 20	0:03:39.98	20	0:03:01.15	20		<b>0:41:09.57</b>	+0:06:06.89



## RESULTS OVERALL

Pos	Plate	Name Team	Nat EWS number	Stage 1PRO Stage 5Q	Pos Pos	Stage 2 Stage 6	Pos Pos	Stage 3	Pos	Stage 4	Pos	Penalties	Time	Gap
<b>MEN   Master 35+</b>														
DNS	212	<b>STERCKX Ronny</b> RST Enduro Team	 CAN.1979.22632											
<b>MEN   Under 21</b>														
1	209	<b>MEIER-SMITH Luke</b> Propain Factory Enduro	 AUS.2002.25147	<u>0:06:13.98</u> 0:09:03.58	1 1	<u>0:06:14.41</u> 0:06:13.14	1 1	<u>0:02:56.17</u>	1	<u>0:02:29.35</u>	1		<b>0:33:10.63</b>	
2	207	<b>GILCHRIST Ryan</b>	 AUS.2002.36859	0:06:22.65 0:09:06.33	2 3	0:06:15.23 0:06:13.58	2 2	0:03:01.27	3	0:02:35.38	7		<b>0:33:34.44</b>	+0:00:23.81
3	208	<b>HANCOCK Emmett</b>	 CAN.2002.37051	0:06:27.55 0:09:04.58	8 2	0:06:17.00 0:06:16.38	3 4	0:03:00.80	2	0:02:32.91	3		<b>0:33:39.22</b>	+0:00:28.59
4	193	<b>KELLER Jake</b>	 USA.2002.31400	0:06:23.66 0:09:08.37	4 4	0:06:18.15 0:06:20.23	4 6	0:03:03.17	5	0:02:33.28	4		<b>0:33:46.86</b>	+0:00:36.23
5	210	<b>SHERLOCK Seth</b>	 CAN.2002.40432	0:06:22.80 0:09:11.53	3 6	0:06:24.77 0:06:24.35	9 11	0:03:02.76	4	0:02:32.00	2		<b>0:33:58.21</b>	+0:00:47.58
6	198	<b>RODGERS Lief</b>	 CAN.2003.26651	0:06:26.95 0:09:13.23	7 7	0:06:23.25 0:06:21.05	8 7	0:03:07.07	14	0:02:36.19	10		<b>0:34:07.74</b>	+0:00:57.11
7	195	<b>BROWN John</b> Yeti / Fox Factory Team	 USA.2002.27555	0:06:37.26 0:09:09.27	14 5	0:06:26.43 0:06:22.37	11 9	0:03:06.20	13	0:02:36.78	13		<b>0:34:18.31</b>	+0:01:07.68
8	200	<b>SCHEELE William</b>	 NOR.2003.33415	0:06:30.00 0:09:14.07	9 8	0:06:37.42 0:06:18.08	16 5	0:03:05.75	11	0:02:34.29	6		<b>0:34:19.61</b>	+0:01:08.98
9	196	<b>PRINGLE Colby</b>	 CAN.2002.35143	0:06:26.90 0:09:23.50	6 12	0:06:32.12 0:06:22.07	12 8	0:03:04.87	10	0:02:38.35	16		<b>0:34:27.81</b>	+0:01:17.18

## RESULTS OVERALL

Pos	Plate	Name Team	Nat EWS number	Stage 1PRO Stage 5Q	Pos Pos	Stage 2 Stage 6	Pos Pos	Stage 3	Pos	Stage 4	Pos	Penalties	Time	Gap
<b>MEN   Under 21</b>														
10	206	JOHNSTON Guy	 NZL.2003.50550	0:06:30.60 0:09:25.83	10 16	0:06:32.97 0:06:25.72	13 15	0:03:03.94	8	0:02:35.85	8		<b>0:34:34.91</b>	+0:01:24.28
11	192	SNOW Jakob	 USA.2003.24674	0:06:34.24 0:09:21.18	11 10	0:06:39.35 0:06:23.29	19 10	0:03:03.90	7	0:02:36.10	9		<b>0:34:38.06</b>	+0:01:27.43
12	191	FISHER JT	 USA.2004.38262	0:06:35.28 0:09:24.45	12 14	0:06:34.00 0:06:29.02	14 17	0:03:05.99	12	0:02:36.20	11		<b>0:34:44.94</b>	+0:01:34.31
13	197	FOURCADE Luca Tribe Pyrenees Gravity	 FRA.2003.35944	0:06:43.38 0:09:23.63	17 13	0:06:34.02 0:06:25.55	15 13	0:03:11.77	21	0:02:40.96	24		<b>0:34:59.31</b>	+0:01:48.68
14	202	BERTINI Lisandru Lapierre Zipp Collective	 FRA.2004.36198	0:06:36.63 0:09:30.47	13 17	0:06:38.33 0:06:28.45	18 16	0:03:09.35	17	0:02:38.85	19		<b>0:35:02.08</b>	+0:01:51.45
15	205	FAIRBROTHER Matthew	 NZL.2004.35439	0:06:40.94 0:09:31.29	16 18	0:06:40.53 0:06:25.71	21 14	0:03:08.68	16	0:02:36.59	12		<b>0:35:03.74</b>	+0:01:53.11
16	175	CHRISTIE Bailey	 AUS.2004.38376	0:07:19.61 0:09:21.72	29 11	0:06:20.80 0:06:25.49	5 12	0:03:03.87	6	0:02:34.25	5		<b>0:35:05.74</b>	+0:01:55.11
17	194	CHAPIN Aiden	 USA.2002.25700	0:06:26.02 0:09:17.20	5 9	0:06:25.05 0:06:15.88	10 3	0:04:13.15	32	0:02:38.75	18		<b>0:35:16.05</b>	+0:02:05.42
18	199	KLOKOCCA Vojtech	 CZE.2004.36797	0:06:37.56 0:09:33.25	15 19	0:06:40.23 0:06:31.76	20 18	0:03:12.13	22	0:02:46.75	31		<b>0:35:21.68</b>	+0:02:11.05
19	185	HAYDEN Adrian	 USA.2003.31647	0:06:54.13 0:09:35.17	20 20	0:06:38.04 0:06:44.43	17 21	0:03:04.35	9	0:02:37.01	14		<b>0:35:33.13</b>	+0:02:22.50
20	174	BEARD Carson	 USA.2003.34254	0:06:54.13 0:09:42.33	20 23	0:06:22.85 0:06:53.58	7 26	0:03:09.45	19	0:02:40.78	23		<b>0:35:43.12</b>	+0:02:32.49

## RESULTS OVERALL

Pos	Plate	Name Team	Nat EWS number	Stage 1PRO Stage 5Q	Pos Pos	Stage 2 Stage 6	Pos Pos	Stage 3	Pos	Stage 4	Pos	Penalties	Time	Gap
<b>MEN   Under 21</b>														
21	171	<b>BROCHET Nicolas</b>	CAN.2005.51316	0:06:55.39 0:09:40.80	22 22	0:06:48.02 0:06:36.56	24 19	0:03:08.10	15	0:02:38.86	20		<b>0:35:47.73</b>	+0:02:37.10
22	187	<b>FISHER Brandon</b>	USA.2004.25638	0:06:54.07 0:09:56.55	19 27	0:06:50.36 0:06:48.21	26 22	0:03:15.12	25	0:02:43.94	27		<b>0:36:28.25</b>	+0:03:17.62
23	172	<b>ZOTOS Sokratis Aris</b> Propain Factory Enduro	GRE.2004.40305	0:06:51.92 0:09:56.63	18 28	0:07:04.85 0:06:41.85	31 20	0:03:15.12	25	0:02:40.50	22		<b>0:36:30.87</b>	+0:03:20.24
24	173	<b>DAVIS Owen</b>	USA.2003.26665	0:07:23.15 0:09:40.79	30 21	0:06:42.10 0:06:59.08	22 30	0:03:15.54	27	0:02:40.34	21		<b>0:36:41.00</b>	+0:03:30.37
25	186	<b>PEREZ VASQUE Clemente</b>	CHI.2002.52269	0:06:57.40 0:10:00.73	23 32	0:06:56.84 0:06:52.91	29 25	0:03:19.37	29	0:02:41.47	25		<b>0:36:48.72</b>	+0:03:38.09
26	177	<b>GADBOIS Eli</b>	USA.2004.39407	0:06:58.10 0:09:59.48	24 30	0:06:59.11 0:06:57.70	30 29	0:03:14.39	23	0:02:45.34	29		<b>0:36:54.12</b>	+0:03:43.49
27	189	<b>HUTMAN Omer</b>	ISR.2004.40015	0:07:08.67 0:09:57.15	27 29	0:06:56.50 0:06:55.06	28 28	0:03:16.54	28	0:02:43.13	26		<b>0:36:57.05</b>	+0:03:46.42
28	178	<b>WICKLUND Jackson</b>	USA.2005.39414	0:07:14.51 0:09:52.72	28 26	0:06:50.65 0:06:48.80	27 23	0:03:20.41	30	0:02:50.10	32		<b>0:36:57.19</b>	+0:03:46.56
29	188	<b>PRITCHETT Anthony</b>	USA.2004.24541	0:07:43.93 0:09:45.92	32 24	0:06:48.74 0:06:50.54	25 24	0:03:11.20	20	0:02:38.44	17		<b>0:36:58.77</b>	+0:03:48.14
30	184	<b>DEBRUHL Devin</b>	USA.2002.36908	0:07:23.52 0:09:50.40	31 25	0:06:44.90 0:07:05.52	23 31	0:03:14.48	24	0:02:44.75	28		<b>0:37:03.57</b>	+0:03:52.94
31	176	<b>BOULIANNE Victor</b>	CAN.2002.39117	0:07:07.65 0:10:00.20	26 31	0:07:13.55 0:06:53.83	32 27	0:03:26.30	31	0:02:46.49	30		<b>0:37:28.02</b>	+0:04:17.39
















## RESULTS OVERALL












Pos	Plate	Name Team	Nat EWS number	Stage 1PRO Stage 5Q	Pos Pos	Stage 2 Stage 6	Pos Pos	Stage 3	Pos	Stage 4	Pos	Penalties	Time	Gap
<b>MEN   Under 21</b>														
32	180	<b>BEARD Austin</b>	USA.2003.34253	0:06:58.98 0:09:25.55	25 15	0:06:21.49 0:10:34.42	6 32	0:03:09.35	17	0:02:37.54	15		<b>0:39:07.33</b>	+0:05:56.70
DNS	190	<b>WHITE Ronan</b>	GBR.2002.36972											
DNS	201	<b>MEIER-SMITH Remy</b> Propain Factory Enduro	AUS.2004.40508											
DNS	204	<b>KAUX Marin</b> Tribe Pyrenees Gravity	FRA.2002.30383											
DNS	203	<b>HELLY Johnathan</b>	CAN.2003.27147											
<b>WOMEN</b>														
1	4	<b>HARDEN Harriet</b> Trek Factory Racing	GBR.2001.22819	0:07:16.87 <u>0:09:58.03</u>	4 1	<u>0:06:49.70</u> 0:07:01.55	1 2	0:03:21.17	4	<u>0:02:45.65</u>	1		<b>0:37:12.97</b>	
2	2	<b>CHARRE Morgane</b> Pivot Factory Racing	FRA.1990.21958	0:07:17.80 0:10:08.50	6 2	0:07:11.72 <u>0:06:58.14</u>	7 1	<u>0:03:19.45</u>	1	0:02:49.76	7		<b>0:37:45.37</b>	+0:00:32.40
3	7	<b>BARAONA Rebecca</b> Yeti / Fox Factory Team	GBR.1993.21715	0:07:14.45 0:10:17.62	2 6	0:07:07.31 0:07:03.78	2 4	0:03:20.96	3	0:02:48.25	4		<b>0:37:52.37</b>	+0:00:39.40
4	10	<b>RICHTER Raphaela</b> Ibis Enduro Team	GER.1997.25746	0:07:16.71 0:10:15.99	3 5	0:07:11.50 0:07:03.36	6 3	0:03:24.48	10	0:02:49.82	8		<b>0:38:01.86</b>	+0:00:48.89
5	8	<b>CONOLLY Ella</b> Cannondale Enduro	GBR.1998.21859	<u>0:07:08.92</u> 0:10:17.65	1 7	0:07:11.30 0:07:14.16	5 8	0:03:23.05	5	0:02:47.33	2		<b>0:38:02.41</b>	+0:00:49.44

## RESULTS OVERALL

Pos	Plate	Name Team	Nat EWS number	Stage 1PRO Stage 5Q	Pos Pos	Stage 2 Stage 6	Pos Pos	Stage 3	Pos	Stage 4	Pos	Penalties	Time	Gap
<b>WOMEN</b>														
6	45	<b>KINTNER Jill</b>	 USA.1981.22648	0:07:24.17 0:10:14.67	8 4	0:07:20.48 0:07:08.89	14 5	0:03:19.58	2	0:02:47.46	3		<b>0:38:15.25</b>	+0:01:02.28
7	3	<b>COURDURIER Isabeau</b> Lapierre Zipp Collective	 FRA.1994.21731	0:07:31.15 0:10:11.17	12 3	0:07:20.82 0:07:09.03	15 6	0:03:23.97	7	0:02:49.39	5		<b>0:38:25.53</b>	+0:01:12.56
8	36	<b>MORRISON Rae</b> Liv Racing	 NZL.1989.21630	0:07:27.99 0:10:18.09	10 8	0:07:10.61 0:07:13.91	4 7	0:03:24.15	9	0:02:51.96	12		<b>0:38:26.71</b>	+0:01:13.74
9	1	<b>PUGIN Melanie</b> BH Enduro Racing Team	 FRA.1990.21693	0:07:24.97 0:10:26.50	9 9	0:07:15.35 0:07:17.10	10 10	0:03:23.68	6	0:02:49.59	6		<b>0:38:37.19</b>	+0:01:24.22
10	5	<b>KOREM Noga</b> GT Factory Racing	 ISR.1991.21660	0:07:28.29 0:10:33.67	11 10	0:07:19.87 0:07:14.97	13 9	0:03:30.15	16	0:02:53.23	16		<b>0:39:00.18</b>	+0:01:47.21
11	37	<b>SCARSI Gloria</b> Canyon CLLTV Dainese	 ITA.2000.36425	0:07:17.30 0:10:38.64	5 14	0:07:30.48 0:07:31.62	19 14	0:03:26.61	13	0:02:50.56	9		<b>0:39:15.21</b>	+0:02:02.24
12	144	<b>TAYLOR Chloe</b>	 GBR.1998.23462	0:07:58.31 0:10:38.00	18 13	0:07:08.03 0:07:29.10	3 12	0:03:24.10	8	0:02:51.40	10		<b>0:39:28.94</b>	+0:02:15.97
13	42	<b>LAWRENCE Kate</b> Yeti / Fox Factory Team	 USA.1998.27745	0:07:56.65 0:10:35.63	16 11	0:07:19.51 0:07:22.65	12 11	0:03:27.78	14	0:02:53.08	15		<b>0:39:35.30</b>	+0:02:22.33
14	149	<b>MURDOCK Porsha</b>	 USA.1991.22373	0:07:53.82 0:10:36.95	15 12	0:07:14.80 0:07:38.67	9 18	0:03:24.80	12	0:02:52.81	13		<b>0:39:41.85</b>	+0:02:28.88
15	39	<b>COOK Becky</b>	 GBR.1986.21664	0:07:52.13 0:10:49.45	13 15	0:07:33.50 0:07:30.20	20 13	0:03:28.45	15	0:02:53.00	14		<b>0:40:06.73</b>	+0:02:53.76
16	38	<b>ESPINEIRA HERREROS</b> Florenia Orbea FOX Enduro Team	 CHI.1992.22941	0:07:22.83 0:11:44.84	7 24	0:07:12.95 0:07:35.95	8 15	0:03:24.62	11	0:02:51.68	11		<b>0:40:12.87</b>	+0:02:59.90



## RESULTS OVERALL

Pos	Plate	Name Team	Nat EWS number	Stage 1PRO Stage 5Q	Pos Pos	Stage 2 Stage 6	Pos Pos	Stage 3	Pos	Stage 4	Pos	Penalties	Time	Gap
<b>WOMEN</b>														
17	40	<b>DUVERT Julie</b> Theory Racing p/b ProBikeKit	 FRA.1996.21719	0:07:53.47 0:10:51.12	14 16	0:07:27.86 0:07:36.51	18 16	0:03:33.88	19	0:02:55.69	17		<b>0:40:18.53</b>	+0:03:05.56
18	156	<b>SLACO Emily</b>	 CAN.1983.24647	0:07:57.59 0:11:06.85	17 18	0:07:27.40 0:07:38.36	17 17	0:03:31.83	18	0:02:58.52	18		<b>0:40:40.55</b>	+0:03:27.58
19	41	<b>JONNIER Morgane</b> Rossignol Factory Team	 FRA.1990.22559	0:08:12.45 0:11:07.33	19 19	0:07:19.20 0:07:51.15	11 19	0:03:30.45	17	0:02:59.15	19		<b>0:40:59.73</b>	+0:03:46.76
20	146	<b>LONG Julia</b>	 CAN.1999.22029	0:08:15.66 0:10:56.92	21 17	0:07:25.52 0:07:51.66	16 20	0:03:43.20	20	0:03:02.10	21		<b>0:41:15.06</b>	+0:04:02.09
21	152	<b>GRIFFIN Kalen</b>	 USA.1993.39607	0:08:48.19 0:11:43.45	22 23	0:07:42.46 0:08:21.92	21 23	0:03:45.03	21	0:03:07.99	22		<b>0:43:29.04</b>	+0:06:16.07
22	155	<b>HAYDEN Mazie</b>	 USA.2000.36788	0:08:14.85 0:11:42.85	20 21	0:07:54.90 0:07:56.55	25 21	0:03:45.32	22	0:02:59.90	20	0:01:00.00	<b>0:43:34.37</b>	+0:06:21.40
23	151	<b>HARRINGTON Hannah</b>	 USA.1993.39351	0:09:11.17 0:11:43.25	24 22	0:07:45.00 0:08:16.29	22 22	0:03:51.21	24	0:03:10.50	25		<b>0:43:57.42</b>	+0:06:44.45
24	148	<b>HOWERTER Sarah</b>	 USA.1990.33099	0:09:12.76 0:11:49.58	25 25	0:07:48.07 0:08:42.38	23 24	0:03:47.19	23	0:03:09.10	24		<b>0:44:29.08</b>	+0:07:16.11
25	154	<b>CAPUANO Amelia</b>	 USA.1993.38187	0:09:10.34 0:11:34.43	23 20	0:07:52.30 0:09:12.64	24 25	0:03:51.56	25	0:03:08.21	23		<b>0:44:49.48</b>	+0:07:36.51
DNS	150	<b>ALLEN Sophie</b>	 USA.2001.35477											
DNS	147	<b>REY Charlotte</b> Tribe Pyrenees Gravity	 FRA.2000.31025											








## RESULTS OVERALL

Pos	Plate	Name Team	Nat EWS number	Stage 1PRO Stage 5Q	Pos Pos	Stage 2 Stage 6	Pos Pos	Stage 3	Pos	Stage 4	Pos	Penalties	Time	Gap
-----	-------	--------------	-------------------	------------------------	------------	--------------------	------------	---------	-----	---------	-----	-----------	------	-----




### WOMEN

DNS 145 **BATTISTA Laura**   
AUS.1988.22132





### WOMEN | Master 35+

1	170	<b>THOMSEN Sandra Bohn</b>	 DEN.1983.33584	<u>0:08:32.30</u> 0:11:23.83	1 1	0:07:56.12 <u>0:08:05.13</u>	2 1	0:03:46.65 <u>0:03:46.34</u>	2 1	0:03:08.25 <u>0:03:05.42</u>	2 1		<b>0:42:52.28</b>	
2	169	<b>NEWELL Melissa</b>	 NZL.1979.21458	0:08:45.15 0:11:48.63	2 2	<u>0:07:53.84</u> 0:08:39.93	1 2	<u>0:03:46.34</u>	1	<u>0:03:05.42</u>	1		<b>0:43:59.31</b>	+0:01:07.03
3	167	<b>MCCONNELOUG Mary</b>	 USA.1971.22390	0:10:49.82 0:12:44.72	3 3	0:08:22.80 0:09:35.18	4 3	0:04:12.29	5	0:03:24.40	5		<b>0:49:09.21</b>	+0:06:16.93
4	165	<b>CONTENTOANGELL Kristine</b>	 USA.1979.33608	0:11:22.97 0:12:50.53	4 4	0:08:00.80 0:10:33.45	3 5	0:04:01.62	3	0:03:16.61	4		<b>0:50:05.98</b>	+0:07:13.70
5	166	<b>KANAYAN Heidi</b>	 USA.1982.24737	0:12:39.28 0:13:30.70	5 5	0:08:40.32 0:10:08.30	5 4	0:04:01.98	4	0:03:15.22	3	0:01:00.00	<b>0:53:15.80</b>	+0:10:23.52

### WOMEN | Under 21

1	164	<b>RIVA Sophie</b>	 ITA.2003.33949	<u>0:07:52.16</u> 0:10:53.43	1 1	0:07:31.57 <u>0:07:45.59</u>	3 1	<u>0:03:36.88</u>	1	0:02:57.25	2		<b>0:40:36.88</b>	
2	163	<b>GALLO FUENTES Paz</b>	 CHI.2002.52289	0:08:00.77 0:11:01.38	2 2	0:07:31.50 0:08:00.92	2 3	0:03:38.45	3	<u>0:02:53.04</u>	1		<b>0:41:06.06</b>	+0:00:29.18
3	162	<b>BINGHAM Lauren</b>	 USA.2002.25005	0:08:04.77 0:11:11.48	3 3	<u>0:07:29.52</u> 0:07:58.25	1 2	0:03:37.54	2	0:03:03.02	3		<b>0:41:24.58</b>	+0:00:47.70

**RESULTS OVERALL**

Pos	Plate	Name Team	Nat EWS number	Stage 1PRO Stage 5Q	Pos Pos	Stage 2 Stage 6	Pos Pos	Stage 3	Pos	Stage 4	Pos	Penalties	Time	Gap
<b>WOMEN   Under 21</b>														
4	160	<b>BOUCHER Lily</b>	 CAN.2004.40222	0:08:33.93 0:11:45.47	4 4	0:07:38.86 0:08:13.05	4 5	0:03:43.80	5	0:03:06.60	5		<b>0:43:01.71</b>	+0:02:24.83
5	159	<b>HENRY Justine</b> Tribe Pyrenees Gravity	 FRA.2003.32717	0:08:41.70 0:12:18.21	5 5	0:08:19.50 0:08:07.84	6 4	0:03:41.97	4	0:03:06.17	4	0:01:00.00	<b>0:45:15.39</b>	+0:04:38.51
6	158	<b>HOLM Hanna</b>	 USA.2003.39590	0:09:46.12 0:12:57.86	6 6	0:08:14.95 0:09:52.07	5 6	0:04:08.18	6	0:03:19.61	6		<b>0:48:18.79</b>	+0:07:41.91
DNS	161	<b>BIXLER Erin</b>	 USA.2005.26673											



### Penalties details

Plate	Name	Penalty	Description	Location
130	<b>FORTIN FAUBERT Maxime</b>	00:01:00	Late at check point	S3 Start
131	<b>PETITCLERC Simon</b>	00:05:00	Late at check point	S5 Start
155	<b>HAYDEN Mazie</b>	00:01:00	Late at check point	S3 Start
159	<b>HENRY Justine</b>	00:01:00	Late at check point	S3 Start
166	<b>KANAYAN Heidi</b>	00:01:00	Late at check point	S6 Start

### Statistics

Entries / Nations	Finished	DNF	DSQ	DNS	Weather	Temperature	Distance	Elevation
219 / 23	203	4	0	12	Mostly Sunny	21 °C	16.5 km	-1,915 m / +2,030 m

DNF: did not finish · DNS: did not start · DSQ: disqualified